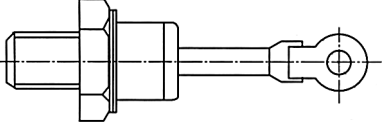
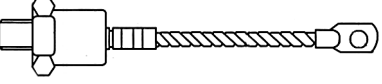
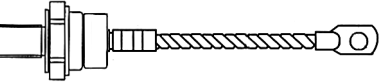
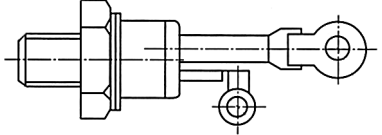
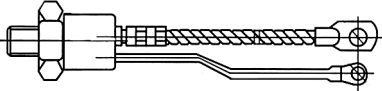
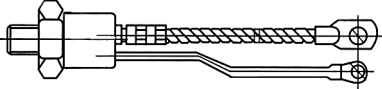
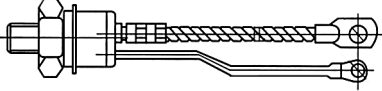


Rectifier diodes threaded stud design	Type	Price/EUR
	ZP5A 200-1000V	
	ZP5A 1100-1500V	
	ZP5A 1600-2000V	
	ZP10A 200-1000V	
	ZP10A 1100-1500V	
	ZP10A 1600-2000V	
	ZP20A 200-1000V	
	ZP20A 1100-1500V	
	ZP20A 1600-2000V	
	D112-10 100-1600V	
	D112-16 100-1600V	
	D112-25 100-1600V	
	D122-32 100-1600V	
	D122-40 100-1600V	
	D132-50 100-1600V	
	D132-63 100-1600V	
D132-80 100-1600V		
	ZP20A 200-1000V	
	ZP20A 1100-1500V	
	ZP20A 1600-2000V	
	ZP30A 200-1000V	
	ZP30A 1100-1500V	
	ZP30A 1600-2000V	
	ZP50A 200-1000V	
	ZP50A 1100-1500V	
	ZP50A 1600-2000V	
	ZP100A 200-1000V	
	ZP100A 1100-1500V	
	ZP100A 1600-2000V	
	ZP200A 200-1000V	
	ZP200A 1100-1500V	
	ZP200A 1600-2000V	
	ZP300A 200-1000V	
	ZP300A 1100-1500V	
	ZP300A 1600-2000V	
ZP500A 200-1000V		
ZP500A 1100-1500V		
ZP500A 1600-2000V		
	ZP50A 200-1000V	
	ZP50A 1100-1500V	
	ZP50A 1600-2000V	
	ZP100A 200-1000V	
	ZP100A 1100-1500V	
	ZP100A 1600-2000V	
	ZP200A 200-1000V	
	ZP200A 1100-1500V	
	ZP200A 1600-2000V	
	ZP300A 200-1000V	
	ZP300A 1100-1500V	
	ZP300A 1600-2000V	
	D141-100 300-1600V	
	D151-125 300-1600V	
	D151-160 300-1600V	
	D161-200 300-1800V	
	D161-250 300-1800V	
	D161-320 300-1800V	
	D161-400 300-1600V	
	D171-400 300-1800V	

Phase control thyristors	Type	Price/EUR
	KP5A	200-1000V
	KP5A	1100-1500V
	KP5A	1600-2000V
	KP10A	200-1000V
	KP10A	1100-1500V
	KP10A	1600-2000V
	KP20A	200-1000V
	KP20A	1100-1500V
	KP20A	1600-2000V
	T106-10	100-900V
	T106-12.5	100-900V
	T112-10	100-1200V
	T112-16	100-1200V
	T122-20	100-1200V
	T122-25	100-1200V
	T122-32	100-1200V
	T132-40	100-1200V
	T132-50	100-1200V
	T142-63	100-1200V
	T142-80	100-1200V
T152-63	1400-2000V	
T152-80	1400-2000V	

Phase control thyristors	Type	Price/EUR
	KP20A	200-1000V
	KP20A	1100-1500V
	KP20A	1600-2000V
	KP30A	200-1000V
	KP30A	1100-1500V
	KP30A	1600-2000V
	KP50A	200-1000V
	KP50A	1100-1500V
	KP50A	1600-2000V
	KP100A	200-1000V
	KP100A	1100-1500V
	KP100A	1600-2000V
	KP200A	200-1000V
	KP200A	1100-1500V
	KP200A	1600-2000V
	KP300A	200-1000V
	KP300A	1100-1500V
	KP300A	1600-2000V
	KP500A	200-1000V
	KP500A	1100-1500V
	KP500A	1600-2000V
	KP50A	200-1000V
	KP50A	1100-1500V
	KP50A	1600-2000V
	KP100A	200-1000V
	KP100A	1100-1500V
	KP100A	1600-2000V
	KP200A	200-1000V
	KP200A	1100-1500V
	KP200A	1600-2000V
	T151-100	300-1800V
	T161-125	300-1800V
	T161-160	300-1800V
T161-200	300-1600V	