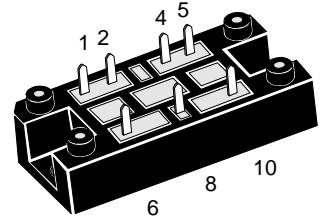
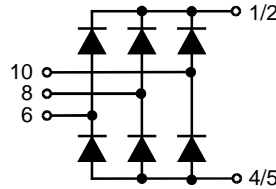


Three Phase Rectifier Bridge

$I_{dAVM} = 82 \text{ A}$
 $V_{RRM} = 800-1800 \text{ V}$

V_{RSM} V	V_{RRM} V	Type
900	800	VUO 80-08NO1
1300	1200	VUO 80-12NO1
1500	1400	VUO 80-14NO1
1700	1600	VUO 80-16NO1
1900	1800	VUO 80-18NO1



Symbol	Test Conditions	Maximum Ratings	
I_{dAV} I_{dAVM}	$T_K = 90^\circ\text{C}$, module module	82	A
I_{FSM}	$T_{VJ} = 45^\circ\text{C}$; $V_R = 0$	t = 10 ms (50 Hz), sine t = 8.3 ms (60 Hz), sine	600 A 640 A
I^2t	$T_{VJ} = T_{VJM}$ $V_R = 0$	t = 10 ms (50 Hz), sine	520 A
		t = 8.3 ms (60 Hz), sine	555 A
T_{VJ} T_{VJM} T_{stg}	$T_{VJ} = 45^\circ\text{C}$ $V_R = 0$	t = 10 ms (50 Hz), sine	1800 A ² s
		t = 8.3 ms (60 Hz), sine	1720 A ² s
V_{ISOL}	50/60 Hz, RMS $I_{ISOL} \leq 1 \text{ mA}$	t = 1 min	3000 V~
		t = 1 s	3600 V~
M_d	Mounting torque	(M5) (10-32UNF)	2 - 2.5 Nm 18-22 lb.in.
Weight	typ.		35 g

Features

- Package with DCB ceramic base plate
- Isolation voltage 3600 V~
- Planar passivated chips
- Blocking voltage up to 1800 V
- Low forward voltage drop
- Leads suitable for PC board soldering
- UL registered E72873

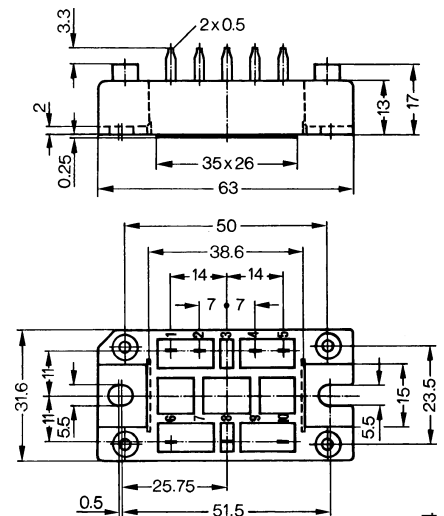
Applications

- Supplies for DC power equipment
- Input rectifiers for PWM inverter
- Battery DC power supplies
- Field supply for DC motors

Advantages

- Easy to mount with two screws
- Space and weight savings
- Improved temperature and power cycling

Dimensions in mm (1 mm = 0.0394")



Data according to IEC 60747 and refer to a single diode unless otherwise stated.
 IXYS reserves the right to change limits, test conditions and dimensions.