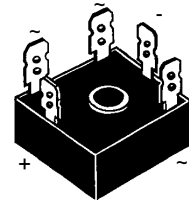
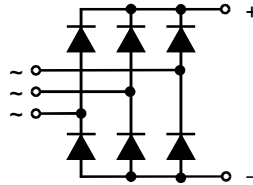


# Three Phase Rectifier Bridge

$I_{dAVM} = 25 \text{ A}$   
 $V_{RRM} = 1200-1800 \text{ V}$

$V_{RSM}$ V	$V_{RRM}$ V	Type
600	600	VUO 25-06NO8
1200	1200	VUO 25-12NO8
1400	1400	VUO 25-14NO8
1600	1600	VUO 25-16NO8
1800	1800	VUO 25-18NO8



Symbol	Test Conditions	Maximum Ratings
$I_{dAV}$ $I_{dAVM}$	$T_C = 85^\circ\text{C}$ , module	20 A
	$T_C = 63^\circ\text{C}$ , module	25 A
$I_{FSM}$	$T_{VJ} = 45^\circ\text{C}$ ; $V_R = 0$	t = 10 ms (50 Hz), sine 380 A t = 8.3 ms (60 Hz), sine 400 A
	$T_{VJ} = T_{VJM}$ $V_R = 0$	t = 10 ms (50 Hz), sine 360 A t = 8.3 ms (60 Hz), sine 400 A
$I^2t$	$T_{VJ} = 45^\circ\text{C}$ $V_R = 0$	t = 10 ms (50 Hz), sine 725 A <sup>2</sup> s t = 8.3 ms (60 Hz), sine 750 A <sup>2</sup> s
	$T_{VJ} = T_{VJM}$ $V_R = 0$	t = 10 ms (50 Hz), sine 650 A <sup>2</sup> s t = 8.3 ms (60 Hz), sine 650 A <sup>2</sup> s
$T_{VJ}$ $T_{VJM}$ $T_{stg}$		-40...+150 °C 150 °C -40...+150 °C
$V_{ISOL}$	50/60 Hz, RMS	t = 1 min 2500 V~ t = 1 s 3000 V~
	$I_{ISOL} \leq 1 \text{ mA}$	
$M_d$	Mounting torque (M5) (10-32 UNF)	$2 \pm 10 \%$ Nm $18 \pm 10 \%$ lb.in.
Weight	typ.	22 g

### Features

- Package with 1/4" fast-on terminals
- Isolation voltage 3000 V~
- Planar passivated chips
- Blocking voltage up to 1800 V
- Low forward voltage drop
- UL registered E 72873

### Applications

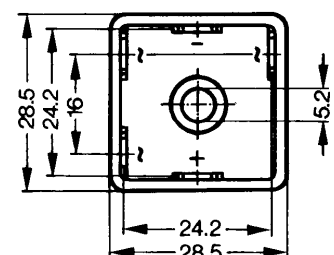
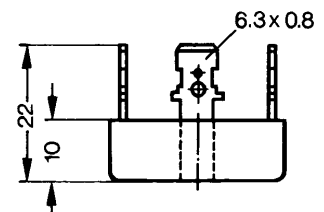
- Supplies for DC power equipment
- Input rectifiers for PWM inverter
- Battery DC power supplies
- Field supply for DC motors

### Advantages

- Easy to mount with one screw
- Space and weight savings
- Improved temperature and power cycling

Symbol	Test Conditions	Characteristic Values
$I_R$	$T_{VJ} = 25^\circ\text{C}$ ; $T_{VJ} = T_{VJM}$	$V_R = V_{RRM} \leq 0.3 \text{ mA}$ $V_R = V_{RRM} \leq 5.0 \text{ mA}$
	$I_F = 150 \text{ A}$ ; $T_{VJ} = 25^\circ\text{C}$	$\leq 2.2 \text{ V}$
$V_{T0}$	For power-loss calculations only	0.85 V
$r_T$		12 mΩ
$R_{thJC}$	per diode; DC current	9.3 K/W
	per module	1.55 K/W
$R_{thJH}$	per diode; DC current	10.2 K/W
	per module	1.7 K/W
$d_s$	Creeping distance on surface	12.7 mm
$d_A$	Creepage distance in air	9.4 mm
$a$	Max. allowable acceleration	50 m/s <sup>2</sup>

### Dimensions in mm (1 mm = 0.0394")



Data according to DIN IEC 60747 and refer to a single diode unless otherwise stated. IXYS reserves the right to change limits, test conditions and dimensions.