

SKB B...C1500L5B



Miniature Bridge Rectifiers

SKB B...C1500L5B

Features

- Compact plastic package with in-line terminals
- High blocking voltage

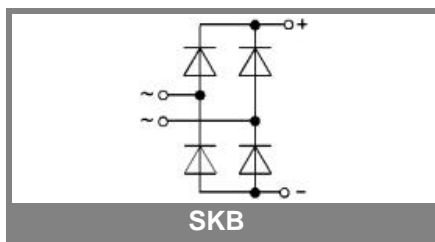
Typical Applications

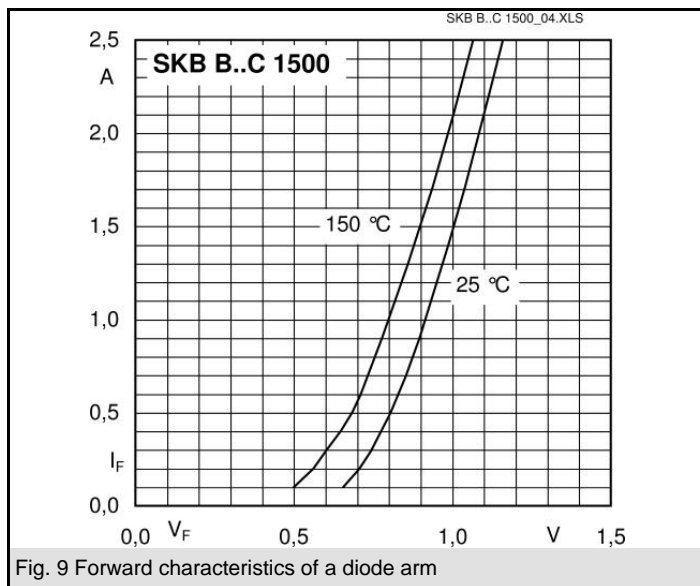
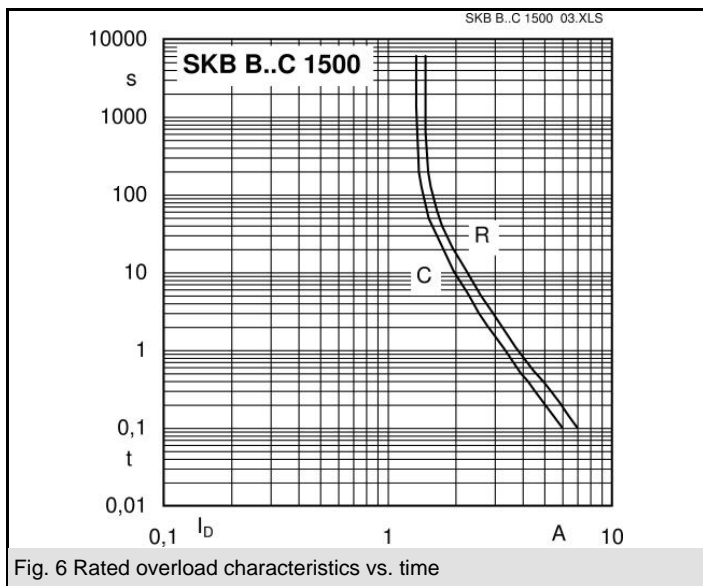
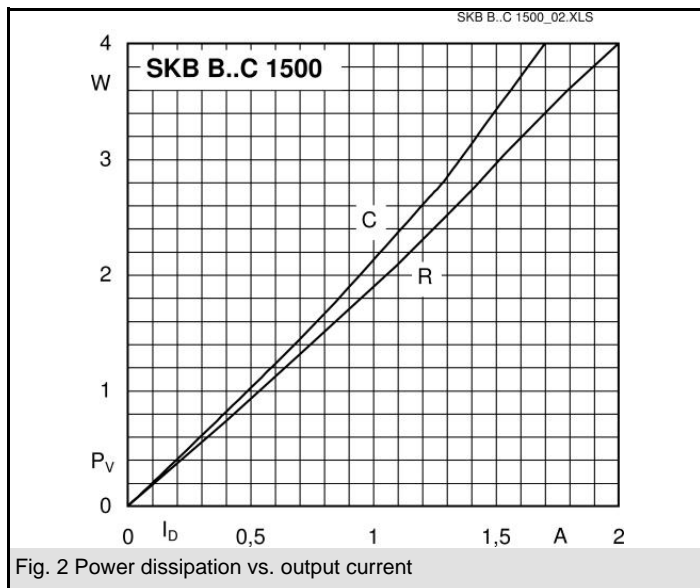
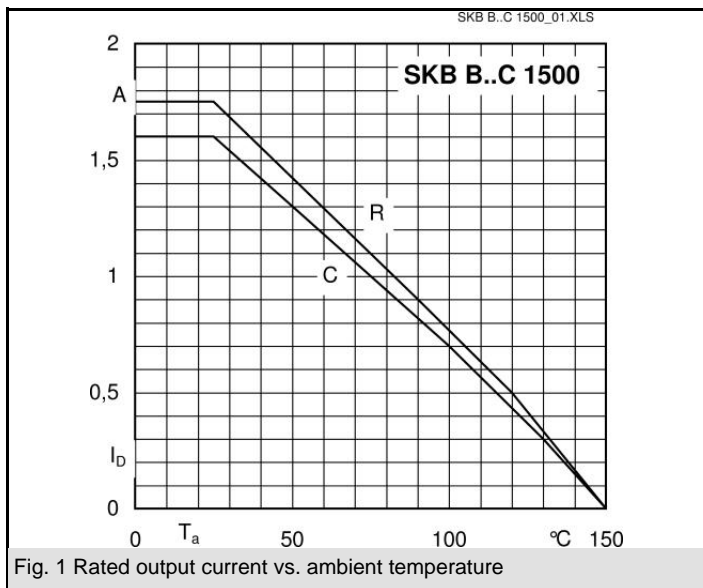
- Internal power supplies for electronic equipment
- DC power supplies
- Control equipment
- TV sets
- Recommended snubber network:
RC: 10 nF, 20...50 Ω ($P_R = 1$ W)

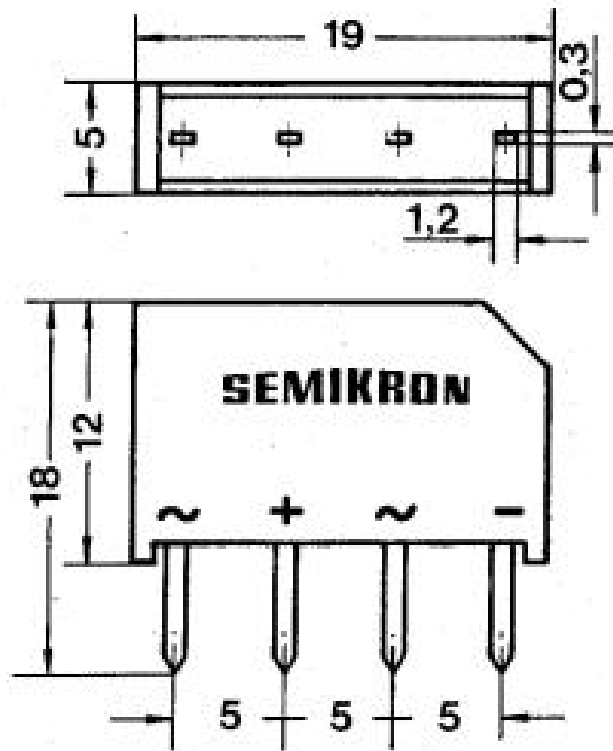
1) Freely suspended or mounted on an insulator

V_{RSM}, V_{RRM} V	V_{VRMS} V	$I_D = 2,5$ A ($T_a = 45$ °C) Types	C_{max} μ F	R_{min} Ω
120	40	SKB B40C1500L5B	7000	0,4
400	125	SKB B80C1500L5B	2200	1,1
800	250	SKB B250C1500L5B	1000	2,5
1000	380	SKB B380C1500L5B	700	4
1200	500	SKB B500C1500L5B	500	5

Symbol	Conditions	Values	Units
I_D	$T_a = 45$ °C, isolated ¹⁾	1,5	A
I_{DCL}	$T_a = 33$ °C, isolated ¹⁾	1,5	A
I_{FSM}	$T_{vj} = 25$ °C, 10 ms	80	A
	$T_{vj} = 150$ °C, 10 ms	70	A
i^2t	$T_{vj} = 25$ °C, 8,3 ... 10 ms	32	A ² s
	$T_{vj} = 150$ °C, 8,3 ... 10 ms	24,5	A ² s
V_F	$T_{vj} = 25$ °C, $I_F = 10$ A	max. 1,5	V
$V_{(TO)}$	$T_{vj} = 150$ °C	0,85	V
r_T	$T_{vj} = 150$ °C	60	m Ω
I_{RD}	$T_{vj} = 25$ °C, $V_{RD} = V_{RRM} = 120$ V	20	μ A
	$T_{vj} = 25$ °C, $V_{RD} = V_{RRM} \geq 400$ V	5	μ A
I_{RD}	$T_{vj} = 150$ °C, $V_{RD} = V_{RRM} = 120$ V	1	mA
	$T_{vj} = 150$ °C, $V_{RD} = V_{RRM} \geq 400$ V	0,6	mA
t_{rr}	$T_{vj} = 25$ °C	10	μ s
f_G		2000	Hz
$R_{th(j-a)}$	isolated ¹⁾	36	K/W
T_{vj}		- 40 ... + 150	°C
T_{stg}		- 55 ... + 150	°C
m		2	g
Fu		2	A
Case		G 2	







Case G 2

This technical information specifies semiconductor devices but promises no characteristics. No warranty or guarantee expressed or implied is made regarding delivery, performance or suitability.