

Power Module

SHORT FORM CATALOG

March, 2008

NIEC for your better life.



Nihon Inter Electronics Corporation

*Latest Data sheets are available at
<http://www.niec.co.jp/>*

Contents

	Page
Rectifier Diode	
PH	C2
PC	C3
PD	C4,C5
PE	C5
PF	C6
PB	C6
PT	C7,C8
Fast Recovery Diode	
PH-F, PC-F, PD-F	C9
P2H-F	C10
Schottky Barrier Diode	
PC-Q, PE-Q, PQ-Q	C11
P2H-Q	C12
Thyristor (plus Diode)	
PHT	C13
PDT	C14
PAT	C15
PFT	C16
PAH	C17
PCH	C18
PDH	C19
PKH	C20
PBH, PBH-A, PBF	C21
PGH	C22
IGBT	
PHMB	C23
PDMB	C24, C25
PBMB	C26
PTMB	C27
PCHMB	C28
PCFMB, PCHMB-A	C29
PRHMB	C30
PRFMB, PRHMB-A	C31
PVD	C32
MOSFET	
PHM, PDM-L, PDM-H	C33
P2HM-L, P2HM-H	C34
Case Outlines	C35~57









Rectifier Diode

Part Number	$I_{F(AV)}$ (A)	V_{RRM} (V)	V_{FM} (V)	Case Outline
-------------	-----------------	---------------	--------------	--------------

PH



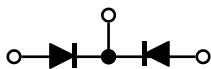
E-1

	 PH1503	150	300	1.28	E-1
	 PH1504	150	400	1.28	E-1
	 PH1508	150	800	1.28	E-1
	 PH2503	250	300	1.22	E-1
	 PH2504	250	400	1.22	E-1
	 PH2508	250	800	1.22	E-1
	 PH4008	400	800	1.25	E-35
New	PH400N8	400	800	1.35	E-35
	 PH40016	400	1600	1.45	E-35
New	PH400N16	400	1600	1.45	E-35

Rectifier Diode

Part Number	$I_{F(AV)}$ (A)	V_{RRM} (V)	V_{FM} (V)	Case Outline
-------------	-----------------	---------------	--------------	--------------

PC

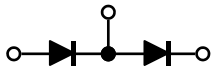


E-3

	PC308	30	800	1.25	E-2
	PC3012	30	1200	1.3	E-3
	PC3016	30	1600	1.3	E-3
	PC608	60	800	1.25	E-2
	PC6012	60	1200	1.35	E-3
	PC6016	60	1600	1.35	E-3
	PC1008	100	800	1.25	E-2
	PC10012	100	1200	1.35	E-3
	PC10016	100	1600	1.35	E-3
	PC1508	150	800	1.28	E-4
	PC15012	150	1200	1.28	E-4
	PC15016	150	1600	1.28	E-4
	PC2008	200	800	1.24	E-4
	PC20012	200	1200	1.28	E-4
	PC20016	200	1600	1.28	E-4
	PC2503	250	300	1.22	E-4
	PC2504	250	400	1.22	E-4
	PC2508	250	800	1.22	E-4
	PC25012	250	1200	1.35	E-4
	PC25016	250	1600	1.35	E-4
	PC4008	400	800	1.25	E-34
New	PC400N8	400	800	1.35	E-34
	PC40016	400	1600	1.45	E-34
New	PC400N16	400	1600	1.45	E-34

Rectifier Diode

Part Number	$I_{F(AV)}$ (A)	V_{RRM} (V)	V_{FM} (V)	Case Outline
-------------	-----------------	---------------	--------------	--------------



E-3

		PD308	30	800	1.25	E-2
New		PD30KN8	30	800	1.23	E-60
		PD3012	30	1200	1.3	E-3
		PD3016	30	1600	1.3	E-3
New		PD30KN16	30	1600	1.29	E-60
		PD608	60	800	1.25	E-2
New		PD60KN8	60	800	1.30	E-60
		PD6012	60	1200	1.35	E--3
		PD6016	60	1600	1.35	E--3
New		PD60KN16	60	1600	1.33	E-60
		PD1008	100	800	1.25	E--2
New		PD100KN8	100	800	1.41	E-60
		PD10012	100	1200	1.35	E--3
		PD10016	100	1600	1.35	E--3
New		PD100KN16	100	1600	1.54	E-60
		PD1508	150	800	1.28	E--5
		PD150S8	150	800	1.43	E-58
New		PD150KN8	150	800	1.36	E-61
		PD15012	150	1200	1.28	E--5
		PD15016	150	1600	1.28	E--5
New		PD150KN16	150	1600	1.51	E-61
		PD150S16	150	1600	1.43	E-58
		PD1518	150	800	1.28	E--44
		PD15116	150	1600	1.28	E--44
		PD2008	200	800	1.24	E-5
		PD200S8	200	800	1.43	E-58
New		PD200KN8	200	800	1.40	E-61
		PD20012	200	1200	1.28	E-5

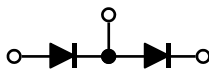
Continued on the following page.

Rectifier Diode

Part Number	$I_{F(AV)}$ (A)	V_{RRM} (V)	V_{FM} (V)	Case Outline
-------------	-----------------	---------------	--------------	--------------

PD

Continued

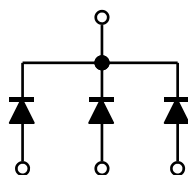


E-5

New

	PD20016	200	1600	1.28	E-5
	PD200S16	200	1600	1.5	E-58
	PD200KN16	200	1600	1.53	E-61
	PD2018	200	800	1.24	E-44
	PD20116	200	1600	1.33	E-44
	PD230S8	230	800	1.41	E-58
	PD230S16	230	1600	1.59	E-58
	PD2503	250	300	1.22	E--5
	PD2504	250	400	1.22	E--5
	PD2508	250	800	1.22	E--5
	PD25012	250	1200	1.35	E--5
	PD25016	250	1600	1.35	E--5
	PD4008	400	800	1.25	E--34
New	PD400N8	400	800	1.35	E-34
	PD40016	400	1600	1.45	E--34
New	PD400N16	400	1600	1.45	E-34

PE



Non-Insulated Package



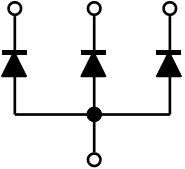
E-2

	PE308N	30	800	1.25	E-2
	PE608N	60	800	1.25	E-2
	PE1008N	100	800	1.25	E-2
	PE1508N	150	800	1.28	E-6

Rectifier Diode

Part Number	$I_{F(AV)}$ (A)	V_{RRM} (V)	V_{FM} (V)	Case Outline
-------------	-----------------	---------------	--------------	--------------

PF



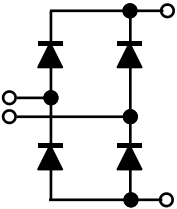
Non-Insulated Package



E6

	PF308N	30	800	1.25	E-2
	PF608N	60	800	1.25	E-2
	PF1008N	100	800	1.25	E-2
	PF1508N	150	800	1.28	E-6

PB



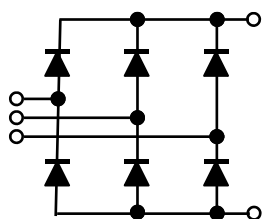
E-8

	PB10S6	10	600	1.0	E-8
--	--------	----	-----	-----	-----















Rectifier Diode

Part Number	$I_{F(AV)}$ (A)	V_{RRM} (V)	V_{FM} (V)	Case Outline
-------------	-----------------	---------------	--------------	--------------

PT



E-16

	PT30S8	30	800	1.1	E-7
	 PT368	36	800	1.13	E-15
	 PT3610	36	1000	1.13	E-15
	 PT508C	50	800	1.2	E-7
	 PT518	50	800	1.15	E-16
	 PT50S8	50	800	1.2	E-17
	 PT5112	50	1200	1.3	E-16
	 PT5116	50	1600	1.3	E-16
	 PT50S16	50	1600	1.3	E-17
	 PT768	75	800	1.2	E-16
	 PT76S8A	75	800	1.2	E-17
<i>New</i>	PT75KN8	75	800	1.23	E-62
	 PT7612	75	1200	1.4	E-16
	 PT76S12	75	1200	1.4	E-17
	 PT7616	75	1600	1.4	E-16
	 PT76S16	75	1600	1.4	E-17
<i>New</i>	PT75KN16	75	1600	1.29	E-62

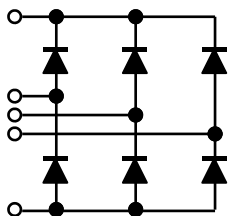
Continued on the following page.

Rectifier Diode

Part Number	$I_{F(AV)}$ (A)	V_{RRM} (V)	V_{FM} (V)	Case Outline
-------------	-----------------	---------------	--------------	--------------



Continued



E-16

		PT1018	100	800	1.16	E-16
		PT100S8	100	800	1.28	E-17
New		PT100KN8	100	800	1.27	E-62
		PT10112	100	1200	1.2	E-16
		PT10116	100	1600	1.2	E-16
		PT100S16	100	1600	1.2	E-17
New		PT100KN16	100	1600	1.23	E-63
		PT151S8	150	800	1.25	E-17
		PT150S8	150	800	1.2	E-18
New		PT150KN8	150	800	1.35	E-63
		PT150S12	150	1200	1.35	E-18
		PT150S16	150	1600	1.35	E-18
New		PT150KN16	150	1600	1.40	E-63
		PT200S8	200	800	1.2	E-18
New		PT200KN8	200	800	1.40	E-63
		PT200S12	200	1200	1.35	E-18
		PT200S16	200	1600	1.35	E-18
New		PT200KN16	200	1600	1.46	E-63
		PT300S8	300	800	1.51	E-51
		PT300S16	300	1600	1.51	E-51

Fast Recovery Diode

Part Number	$I_{F(AV)}$ (A)	V_{RRM} (V)	V_{FM} (V)	trr (ns)	Case Out-line
-------------	-----------------	---------------	--------------	----------	---------------

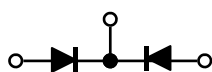
PH-F










E-24

PH270F2	270	200	0.97	150	E24
PH270F6	270	600	1.50	150	E24

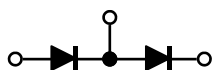
PC-F












E-11

 PC50F2	50	200	1.00	80	E-10
 PC50F4	50	400	1.20	80	E-10
 PC50F5	50	500	1.35	90	E-10
 PC50F6	50	600	1.50	100	E-10
 PC100F2	100	200	1.00	90	E-11
 PC100F5	100	500	1.35	100	E-11
 PC100F6	100	600	1.50	110	E-11

PD-F



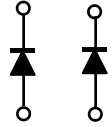
E-31

 PD50F2	50	200	1.00	80	E-10
 PD50F4	50	400	1.20	80	E-10
 PD50F5	50	500	1.35	90	E-10
 PD50F6	50	600	1.50	100	E-10
 PD100F2	100	200	1.00	90	E-11
 PD100F5	100	500	1.35	100	E-11
 PD100F6	100	600	1.50	110	E-11
 PD100F12	100	1200	2.60	250	E-23
 PD300F12	300	1200	2.60	250	E-31


Fast Recovery Diode

Part Number	$I_{F(AV)}$ (A)	V_{RRM} (V)	V_{FM} (V)	trr (ns)	Case Outline
-------------	-----------------	---------------	--------------	----------	--------------

P2H-F



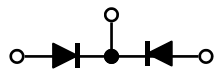
E-38

P2H30F2	30	200	1.08	50	E-38
P2H30F4	30	400	1.33	60	E-38
P2H30F6	30	600	1.70	60	E-38
P2H60F2	60	200	1.08	50	E-38
P2H60F4	60	400	1.33	60	E-38
 P2H60F6	60	600	1.70	60	E-38
P2H80F2	80	200	1.05	50	E-38
P2H80F4	80	400	1.31	60	E-38

Schottky Barrier Diode

Part Number	$I_{F(AV)}$ (A)	V_{RRM} (V)	V_{FM} (V)	Case Outline
-------------	-----------------	---------------	--------------	--------------

PC-Q



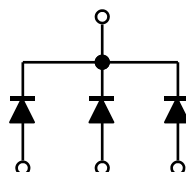
Non-Insulated Package



E-12

	PC60QL03N	60	30	0.50	E-12
	PC60Q04N	60	40	0.58	E-12
	PC80QL03N	80	30	0.46	E-12
	PC80Q04N	80	40	0.52	E-12

PE-Q



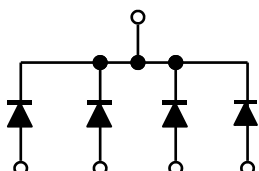
Non-Insulated Package



E-13

	PE60QL03N	60	30	0.50	E-13
	PE60Q04N	60	40	0.58	E-13
	PE80QL03N	80	30	0.46	E-13
	PE80Q04N	80	40	0.52	E-13

PQ-Q



Non-Insulated Package



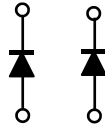
E-14

	PQ160QH04N	160	40	0.58	E-14
	PQ160QH06N	160	60	0.62	E-14

Schottky Barrier Diode

Part Number	$I_{F(AV)}$ (A)	V_{RRM} (V)	V_{FM} (V)	Case Outline
-------------	-----------------	---------------	--------------	--------------

P2H-Q



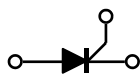
E-38

P2H30QH10	30	100	1.0	E-38
P2H30QH15	30	150	1.05	E-38
P2H30QH20	30	200	1.09	E-38
P2H60QH10	60	100	1.0	E-38
P2H60QH15	60	150	1.05	E-38
P2H60QH20	60	200	1.09	E-38
P2H80QH10	80	100	0.97	E-38
P2H80QH15	80	150	1.02	E-38
P2H80QH20	80	200	1.05	E-38

Thyristor

Part Number	$I_{T(AV)}$ (A)	V_{DRM}, V_{RRM} (V)	V_{TM} (V)	Case Outline
-------------	-----------------	------------------------	--------------	--------------

PHT



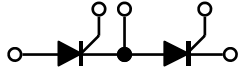
E-35

	PHT308C	30	800	1.50	E-38
	PHT608C	60	800	1.43	E-38
<i>New</i>	PHT2508	250	800	1.38	E-42
<i>New</i>	PHT250N8	250	800	1.43	E-42
	PHT25012	250	1200	1.38	E-42
	PHT25016	250	1600	1.38	E-42
<i>New</i>	PHT250N16	250	1600	1.50	E-42
	PHT4008	400	800	1.35	E-35
<i>New</i>	PHT400N8	400	800	1.43	E-35
	PHT40012	400	1200	1.52	E-35
	PHT40016	400	1600	1.52	E-35
<i>New</i>	PHT400N16	400	1600	1.55	E-35

Thyristor

Part Number	$I_{T(AV)}$ (A)	V_{DRM}, V_{RRM} (V)	V_{TM} (V)	Case Outline
-------------	-----------------	------------------------	--------------	--------------

PDT



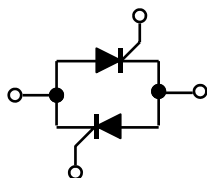
E-3

	PDT308	30	800	1.45	E-2
	PDT3012	30	1200	1.5	E-3
	PDT3016	30	1600	1.5	E-3
	PDT608	60	800	1.38	E-2
	PDT6012	60	1200	1.45	E-3
	PDT6016	60	1600	1.45	E-3
	PDT1008	100	800	1.38	E-2
	PDT10012	100	1200	1.38	E-3
	PDT10016	100	1600	1.38	E-3
	PDT1508	150	800	1.28	E-5
	PDT1518	150	800	1.38	E-44
	PDT15012	150	1200	1.38	E-5
	PDT15016	150	1600	1.38	E-5
	PDT15116	150	1600	1.38	E-44
	PDT2008	200	800	1.34	E-5
	PDT2018	200	800	1.34	E-44
	PDT20012	200	1200	1.28	E-5
	PDT20016	200	1600	1.28	E-5
	PDT20116	200	1600	1.4	E-44
	PDT4008	400	800	1.35	E-34
New	PDT400N8	400	800	1.43	E-34
	PDT40012	400	1200	1.52	E-34
	PDT40016	400	1600	1.52	E-34
New	PDT400N16	400	1600	1.55	E-34

Thyristor

Part Number	$I_{T(AV)}$ (A)	V_{DRM}, V_{RRM} (V)	V_{TM} (V)	Case Outline
-------------	-----------------	------------------------	--------------	--------------

PAT



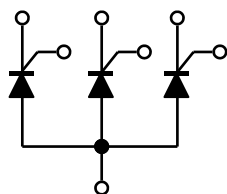
E-3

	PAT308	30	800	1.45	E-2
	PAT308AC	30	800	1.45	E-3
	PAT3012	30	1200	1.50	E-3
	PAT3016	30	1600	1.50	E-3
	PAT608	60	800	1.38	E-2
	PAT608AC	60	800	1.38	E-3
	PAT6012	60	1200	1.45	E-3
	PAT6016	60	1600	1.45	E-3
	PAT1008	100	800	1.38	E-2
	PAT1008AC	100	800	1.38	E-3
	PAT10012	100	1200	1.38	E-3
	PAT10016	100	1600	1.38	E-3
	PAT1508	150	800	1.28	E-37
	PAT15012	150	1200	1.38	E-37
	PAT15016	150	1600	1.38	E-37
	PAT2008	200	800	1.34	E-37
	PAT20012	200	1200	1.28	E-37
	PAT20016	200	1600	1.28	E-37
	PAT4008	400	800	1.35	E-34
New	PAT400N8	400	800	1.43	E-34
	PAT40012	400	1200	1.52	E-34
	PAT40016	400	1600	1.52	E-34
New	PAT400N16	400	1600	1.55	E-34

Thyristor

Part Number	$I_{T(AV)}$ (A)	V_{DRM}, V_{RRM} (V)	V_{TM} (V)	Case Outline
-------------	-----------------	------------------------	--------------	--------------












PFT



Non-Insulated Package



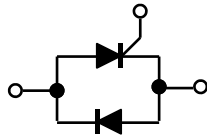
E-6

	PFT814N	80	400	1.2	E-3
	PFT903N	90	300	1.58	E-20
	PFT906N	90	600	1.58	E-20
	PFT1014N	100	400	1.2	E-3
	PFT1303N	130	300	1.28	E-20
	PFT1306N	130	600	1.28	E-20
	PFT1503N	150	300	1.28	E-6
	PFT1514N	150	400	1.28	E-44
	PFT1506N	150	600	1.28	E-6
	PFT2004N	200	400	1.3	E-6
	PFT2014N	200	400	1.19	E-44

Thyristor and Diode

Part Number	$I_{T(AV)}$ (A)	V_{DRM}, V_{RRM} (V)	V_{TM} (V)	Case Outline
-------------	-----------------	------------------------	--------------	--------------

PAH



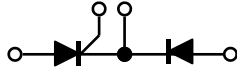
E-3

	PAH308	30	800	1.45	E-2
New	PAH30N8CM	30	800	1.31	E-66
	PAH3012	30	1200	1.50	E-3
	PAH3016	30	1600	1.50	E-3
New	PAH30N16CM	30	1600	1.34	E-66
	PAH608	60	800	1.38	E-2
New	PAH60N8CM	60	800	1.45	E-66
	PAH6012	60	1200	1.45	E-3
	PAH6016	60	1600	1.45	E-3
New	PAH60N16CM	60	1600	1.47	E-66
	PAH1008	100	800	1.38	E-2
New	PAH100N8CM	100	800	1.56	E-66
	PAH10012	100	1200	1.38	E-3
	PAH10016	100	1600	1.38	E-3
	PAH1508	150	800	1.28	E-37
	PAH15012	150	1200	1.38	E-37
	PAH15016	150	1600	1.38	E-37
	PAH2008	200	800	1.34	E-37
	PAH20012	200	1200	1.28	E-37
	PAH20016	200	1600	1.28	E-37
	PAH4008	400	800	1.35	E-34
New	PAH400N8	400	800	1.43	E-34
New	PAH400N16	400	1600	1.55	E-34

Thyristor and Diode

Part Number	$I_{T(AV)}$ (A)	V_{DRM}, V_{RRM} (V)	V_{TM} (V)	Case Outline
-------------	-----------------	------------------------	--------------	--------------

PCH



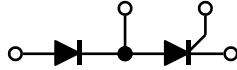
E-3

	PCH308	30	800	1.45	E-2
	PCH3012	30	1200	1.50	E-3
	PCH3016	30	1600	1.50	E-3
	PCH608	60	800	1.38	E-2
	PCH6012	60	1200	1.45	E-3
	PCH6016	60	1600	1.45	E-3
	PCH1008	100	800	1.38	E-2
	PCH10012	100	1200	1.38	E-3
	PCH10016	100	1600	1.38	E-3
	PCH1508	150	800	1.28	E-4
	PCH15012	150	1200	1.38	E-4
	PCH15016	150	1600	1.38	E-4
	PCH2008	200	800	1.34	E-4
	PCH20012	200	1200	1.28	E-4
	PCH20016	200	1600	1.28	E-4
	PCH4008	400	800	1.35	E-34
New	PCH400N8	400	800	1.43	E-34
New	PCH400N16	400	1600	1.55	E-34

Thyristor and Diode

Part Number	$I_{T(AV)}$ (A)	V_{DRM}, V_{RRM} (V)	V_{TM} (V)	Case Outline
-------------	-----------------	------------------------	--------------	--------------

PDH



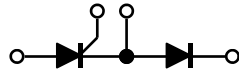
E-5

	PDH308	30	800	1.45	E-2
	PDH3012	30	1200	1.50	E-3
	PDH3016	30	1600	1.50	E-3
	PDH608	60	800	1.38	E-2
	PDH6012	60	1200	1.45	E-3
	PDH6016	60	1600	1.45	E-3
	PDH1008	100	800	1.38	E-2
	PDH10012	100	1200	1.38	E-3
	PDH10016	100	1600	1.38	E-3
	PDH1508	150	800	1.28	E-5
	PDH1518	150	800	1.38	E-44
	PDH15012	150	1200	1.38	E-5
	PDH15016	150	1600	1.38	E-5
	PDH15116	150	1600	1.38	E-44
	PDH2008	200	800	1.34	E-5
	PDH2018	200	800	1.34	E-44
	PDH20012	200	1200	1.28	E-5
	PDH20016	200	1600	1.28	E-5
	PDH20116	200	1600	1.4	E-44
	PDH4008	400	800	1.35	E-34
New	PDH400N8	400	800	1.43	E-34
	PDH40012	400	1200	1.52	E-34
	PDH40016	400	1600	1.52	E-34
New	PDH400N16	400	1600	1.55	E-34

Thyristor and Diode

Part Number	$I_{T(AV)}$ (A)	V_{DRM}, V_{RRM} (V)	V_{TM} (V)	Case Outline
-------------	-----------------	------------------------	--------------	--------------

PKH



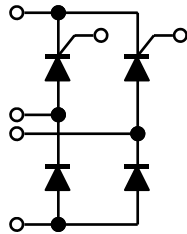
E-3

PKH308	30	800	E-2
PKH3012	30	1200	E-3
PKH3016	30	1600	E-3
PKH608	60	800	E-2
PKH6012	60	1200	E-3
PKH6016	60	1600	E-3
PKH1008	100	800	E-2
PKH10012	100	1200	E-3
PKH10016	100	1600	E-3




Thyristor and Diode

Part Number	$I_{T(AV)}$ (A)	V_{DRM}, V_{RRM} (V)	V_{TM} (V)	Case Outline
-------------	-----------------	------------------------	--------------	--------------

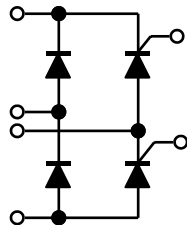
PBH




E-9

 PBH203	20	300	1.63	E-9
 PBH206	20	600	1.63	E-9
 PBH208	20	800	1.63	E-9

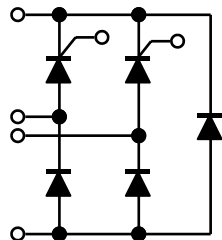
PBH-A






E-19

 PBH308AC	30	800	1.45	E-19
--	----	-----	------	------

PBF



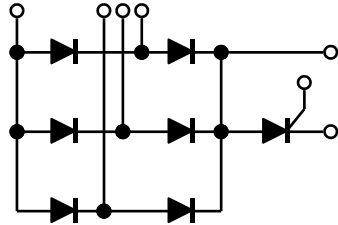
E-9

 PBF203	20	300	1.63	E-9
 PBF206	20	600	1.63	E-9
 PBF208	20	800	1.63	E-9

Thyristor and Diode

Part Number	$I_{T(AV)}$ (A)	V_{DRM}, V_{RRM} (V)	V_{FM} (V)	Case Outline
-------------	-----------------	------------------------	--------------	--------------

PGH



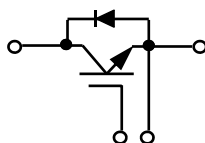
E-43

	PGH308	30	800	1.06	E-15
	PGH3016AM	30	1600	1.20	E-36
	PGH508AM	50	800	1.15	E-36
	PGH5016AM	50	1600	1.30	E-36
	PGH758AM	75	800	1.20	E-36
	PGH7516AM	75	1600	1.40	E-36
	PGH1008AM	100	800	1.16	E-36
	PGH10016AM	100	1600	1.20	E-36
	PGH1508AM	150	800	1.20	E-43
	PGH15016AM	150	1600	1.35	E-43
	PGH2008AM	200	800	1.20	E-43
	PGH20016AM	200	1600	1.35	E-43

IGBT

Part Number	I_C (A)	V_{CES} (V)	$V_{CE(sat)}$ (V)	Case Outline
-------------	-----------	---------------	-------------------	--------------

PHMB



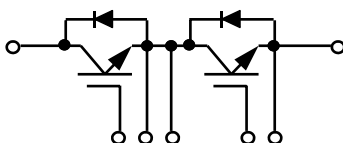
E-52

	PHMB50E6CL	50	600	2.6	E-38
	PHMB75E6CL	75	600	2.6	E-38
	PHMB100E6CL	100	600	2.6	E-38
	PHMB300E6	300	600	2.6	E-52
	PHMB400E6	400	600	2.6	E-52
	PHMB600E6	600	600	2.6	E-53
	PHMB600E6C	600	600	2.6	E-52
	PHMB800E6	800	600	2.6	E-53
	PHMB1200E6	1200	600	2.6	E-49
	PHMB50B12CL	50	1200	2.4	E-38
	PHMB200B12	200	1200	2.4	E-52
	PHMB200BS12	200	1200	2.7	E-52
	PHMB300B12	300	1200	2.4	E-52
	PHMB300BS12	300	1200	2.7	E-52
	PHMB400B12	400	1200	2.4	E-52
	PHMB400BS12	400	1200	2.7	E-52
	PHMB600B12	600	1200	2.4	E-53
	PHMB600BS12	600	1200	2.7	E-53
	PHMB600B12C	600	1200	2.4	E-52
	PHMB600BS12C	600	1200	2.7	E-52
	PHMB800B12	800	1200	2.4	E-53
	PHMB800BS12	800	1200	2.7	E-53
	PHMB1200B12	1200	1200	2.4	E-49

IGBT

Part Number	I_C (A)	V_{CES} (V)	$V_{CE(sat)}$ (V)	Case Outline
-------------	-----------	---------------	-------------------	--------------

PDMB



E-54

	PDMB50E6	50	600	2.6	E-54
	PDMB75E6	75	600	2.6	E-54
	PDMB100E6	100	600	2.6	E-54
	PDMB150E6	150	600	2.6	E-55
	PDMB150E6C	150	600	2.6	E-54
	PDMB200E6	200	600	2.6	E-55
	PDMB300E6	300	600	2.6	E-56
	PDMB300E6C	300	600	2.6	E-55
	PDMB400E6	400	600	2.6	E-56
	PDMB600E6	600	600	2.6	E-57
	PDMB600E6C	600	600	2.6	E-56
	PDMB800E6	800	600	2.6	E-50
	PDMB50B12	50	1200	2.4	E-54
	PDMB75B12	75	1200	2.4	E-55
	PDMB75B12C	75	1200	2.4	E-54
	PDMB100BS12	100	1200	2.7	E-55
	PDMB100B12C	100	1200	2.4	E-55
	PDMB100BS12C	100	1200	2.7	E-54
	PDMB100B12C2	100	1200	2.4	E-54
	PDMB150BS12	150	1200	2.7	E-55
	PDMB150B12C	150	1200	2.4	E-56
	PDMB150B12C2	150	1200	2.4	E-55

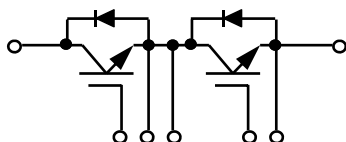
Continued on the following page.

IGBT

Part Number	I_C (A)	V_{CES} (V)	$V_{CE(sat)}$ (V)	Case Outline
-------------	-----------	---------------	-------------------	--------------

PDMB

Continued



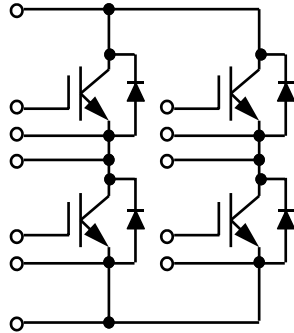
E-56

	PDMB200BS12	200	1200	2.7	E-56
	PDMB200B12C	200	1200	2.4	E-56
	PDMB200BS12C	200	1200	2.7	E-55
	PDMB200B12C2	200	1200	2.4	E-55
	PDMB300B12	300	1200	2.4	E-57
	PDMB300BS12	300	1200	2.7	E-57
	PDMB300B12C	300	1200	2.4	E-56
	PDMB300BS12C	300	1200	2.7	E-56
	PDMB400B12	400	1200	2.4	E-57
	PDMB400BS12	400	1200	2.7	E-57
	PDMB400B12C	400	1200	2.4	E-56
	PDMB400BS12C	400	1200	2.7	E-56
	PDMB600B12	600	1200	2.4	E-50
	PDMB600BS12	600	1200	2.7	E-50
	PDMB75B17	75	1700	2.7	E-55
	PDMB100B17	100	1700	2.7	E-56
	PDMB150B17	150	1700	2.7	E-56
	PDMB200B17	200	1700	2.7	E-57
	PDMB300B17	300	1700	2.7	E-50
	PDMB400B17	400	1700	2.7	E-50






IGBT

Part Number	I_C (A)	V_{CES} (V)	$V_{CE(sat)}$ (V)	Case Outline
-------------	-----------	---------------	-------------------	--------------

PBMB



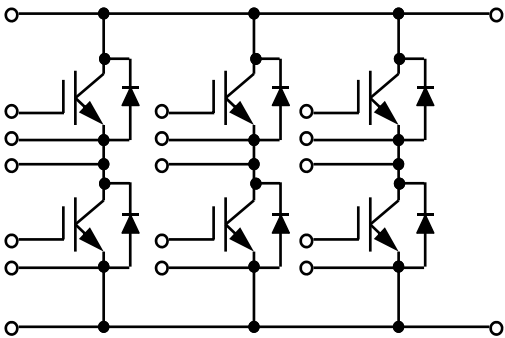
E-41

	PBMB50E6	50	600	2.6	E-32
	PBMB75E6	75	600	2.6	E-40
	PBMB100E6	100	600	2.6	E-40
	PBMB150E6	150	600	2.6	E-40
	PBMB200E6	200	600	2.6	E-41
	PBMB50B12	50	1200	2.4	E-32
	PBMB75B12	75	1200	2.4	E-40
	PBMB100B12	100	1200	2.4	E-41
	PBMB150B12	150	1200	2.4	E-41
	PBMB200B12	200	1200	2.4	E-41

IGBT

Part Number	I_C (A)	V_{CES} (V)	$V_{CE(sat)}$ (V)	Case Outline
-------------	-----------	---------------	-------------------	--------------

PTMB



E-46



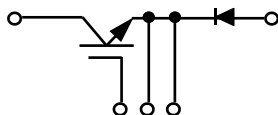
E-33

	PTMB50E6	50	600	2.6	E-32
	PTMB50E6C	50	600	2.6	E-46
	PTMB75E6	75	600	2.6	E-33
	PTMB75E6C	75	600	2.6	E-47
	PTMB100E6	100	600	2.6	E-33
	PTMB100E6C	100	600	2.6	E-47
	PTMB150E6	150	600	2.6	E-33
	PTMB150E6C	150	600	2.6	E-47
	PTMB50B12	50	1200	2.4	E-33
	PTMB50B12C	50	1200	2.4	E-46
	PTMB75B12	75	1200	2.4	E-33
	PTMB75B12C	75	1200	2.4	E-47
	PTMB100B12	100	1200	2.4	E-33
	PTMB100B12C	100	1200	2.4	E-47

IGBT

Part Number	I_C (A)	V_{CES} (V)	$V_{CE(sat)}$ (V)	Case Outline
-------------	-----------	---------------	-------------------	--------------

PCHMB



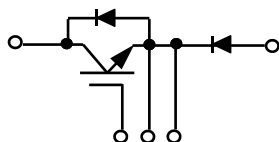
E-55

	PCHMB50E6	50	600	2.6	E-54
	PCHMB75E6	75	600	2.6	E-54
	PCHMB100E6	100	600	2.6	E-54
	PCHMB150E6	150	600	2.6	E-55
	PCHMB150E6C	150	600	2.6	E-54
	PCHMB200E6	200	600	2.6	E-55
	PCHMB300E6	300	600	2.6	E-56
	PCHMB300E6C	300	600	2.6	E-55
	PCHMB400E6	400	600	2.6	E-56
	PCHMB600E6	600	600	2.6	E-57
	PCHMB600E6C	600	600	2.6	E-56
	PCHMB50B12	50	1200	2.4	E-54
	PCHMB75B12	75	1200	2.4	E-54
	PCHMB100B12	100	1200	2.4	E-54
	PCHMB150B12	150	1200	2.4	E-55
	PCHMB200B12	200	1200	2.4	E-55
	PCHMB300B12	300	1200	2.4	E-56
	PCHMB400B12	400	1200	2.4	E-56



















IGBT

Part Number	I_C (A)	V_{CES} (V)	$V_{CE(sat)}$ (V)	Case Outline
-------------	-----------	---------------	-------------------	--------------

**PCFMB
PCHMB-A**



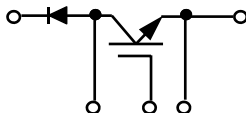
E-54

	PCFMB50E6	50	600	2.6	E-54
	PCFMB75E6	75	600	2.6	E-54
	PCFMB100E6	100	600	2.6	E-54
	PCFMB150E6	150	600	2.6	E-55
	PCFMB150E6C	150	600	2.6	E-54
	PCFMB200E6	200	600	2.6	E-55
	PCFMB300E6	300	600	2.6	E-56
	PCFMB300E6C	300	600	2.6	E-55
	PCFMB400E6	400	600	2.6	E-56
	PCFMB600E6	600	600	2.6	E-57
	PCFMB600E6C	600	600	2.6	E-56
	PCHMB50B12A	50	1200	2.4	E-54
	PCHMB75B12A	75	1200	2.4	E-54
	PCHMB100B12A	100	1200	2.4	E-54
	PCHMB150B12A	150	1200	2.4	E-55
	PCHMB200B12A	200	1200	2.4	E-55
	PCHMB300B12A	300	1200	2.4	E-56
	PCHMB400B12A	400	1200	2.4	E-56

IGBT

Part Number	I_C (A)	V_{CES} (V)	$V_{CE(sat)}$ (V)	Case Outline
-------------	-----------	---------------	-------------------	--------------

PRHMB



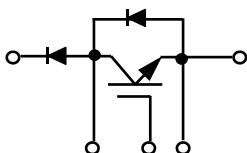
E-55

	PRHMB50E6	50	600	2.6	E-54
	PRHMB75E6	75	600	2.6	E-54
	PRHMB100E6	100	600	2.6	E-54
	PRHMB150E6	150	600	2.6	E-55
	PRHMB150E6C	150	600	2.6	E-54
	PRHMB200E6	200	600	2.6	E-55
	PRHMB300E6	300	600	2.6	E-56
	PRHMB300E6C	300	600	2.6	E-55
	PRHMB400E6	400	600	2.6	E-56
	PRHMB600E6	600	600	2.6	E-57
	PRHMB600E6C	600	600	2.6	E-56
	PRHMB50B12	50	1200	2.4	E-54
	PRHMB75B12	75	1200	2.4	E-54
	PRHMB100B12	100	1200	2.4	E-54
	PRHMB150B12	150	1200	2.4	E-55
	PRHMB200B12	200	1200	2.4	E-55
	PRHMB300B12	300	1200	2.4	E-56
	PRHMB400B12	400	1200	2.4	E-56

IGBT

Part Number	I_C (A)	V_{CES} (V)	Case Outline
-------------	-----------	---------------	--------------

**PRFMB
PRHMB-A**











E-56

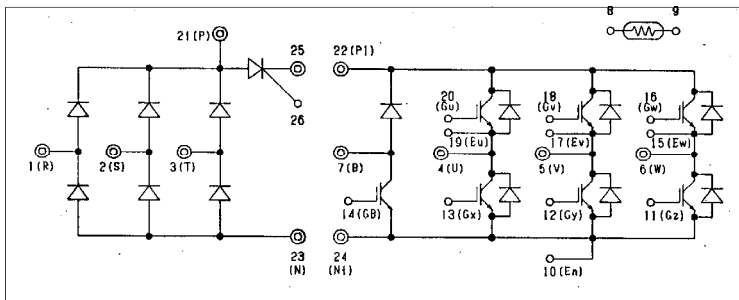
	PRFMB50E6	50	600	2.6	E-54
	PRFMB75E6	75	600	2.6	E-54
	PRFMB100E6	100	600	2.6	E-54
	PRFMB150E6	150	600	2.6	E-55
	PRFMB150E6C	150	600	2.6	E-54
	PRFMB200E6	200	600	2.6	E-55
	PRFMB300E6	300	600	2.6	E-56
	PRFMB300E6C	300	600	2.6	E-55
	PRFMB400E6	400	600	2.6	E-56
	PRFMB600E6	600	600	2.6	E-57
	PRFMB600E6C	600	600	2.6	E-56
	PRHMB50B12A	50	1200	2.4	E-54
	PRHMB75B12A	75	1200	2.4	E-54
	PRHMB100B12A	100	1200	2.4	E-54
	PRHMB150B12A	150	1200	2.4	E-55
	PRHMB200B12A	200	1200	2.4	E-55
	PRHMB300B12A	300	1200	2.4	E-56
	PRHMB400B12A	400	1200	2.4	E-56

PIM

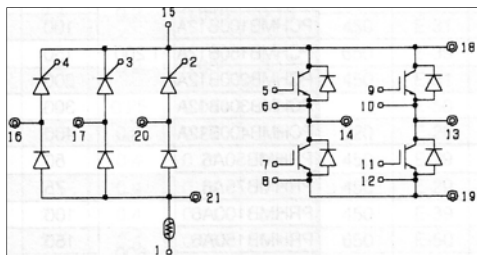
Part Number	$I_C, I_o(A)$	$V_{CES} (V)$	Inverter Output	Case Outline
-------------	---------------	---------------	-----------------	--------------

PVD

 PVD55-6	50	600	5.5kW	E-48
 PVD55-12	25	1200	5.5kW	E-48
 PVD75-6	75	600	7.5kW	E-48
 PVD75-12	50	1200	7.5kW	E-48
 PVD110-6	100	600	11kW	E-48
 PVD110-12	50	1200	11kW	E-48
 PVD150-6	150	600	15kW	E-48
 PVD150-12	75	1200	15kW	E-48
PVD30-8	50	600	3kW	E-46



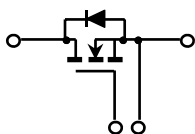
PVD30-8



MOSFET

Part Number	I_D (A)	V_{DSS} (V)	$R_{DS(on)}$ (Ω)	Case Outline
-------------	-----------	---------------	---------------------------	--------------

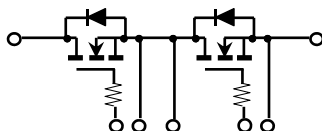
PHM



E-45

	PHM5601	560	150	0.002	E-45
	PHM8001	800	150	0.0014	E-45

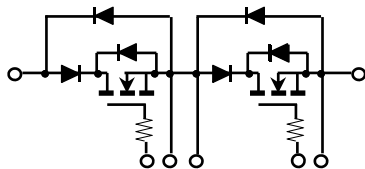
PDM-L



E-21

	PD4M440L	30	500	0.21	E-21
	PD4M441L	30	450	0.21	E-21
	PD7M440L	50	500	0.12	E-21
	PD7M441L	50	450	0.12	E-21
	PD10M440L	70	500	0.085	E-21
	PD10M441L	70	450	0.085	E-21
	PDM5001	500	100	0.00056	E-59

PDM-H



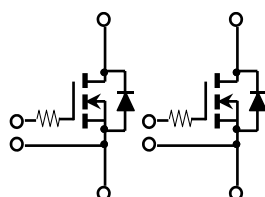
E-21

	PD4M440H	30	500	0.21	E-21
	PD4M441H	30	450	0.21	E-21
	PD7M440H	50	500	0.12	E-21
	PD7M441H	50	450	0.12	E-21
	PD10M440H	85	500	0.085	E-21
	PD10M441H	85	450	0.085	E-21
	PDM505HA	50	500	0.12	E-23
	PDM505HC	50	500	0.12	E-27
	PDM755HA	75	500	0.076	E-23
	PDM1102H	110	250	0.033	E-23
	PDM1405HA	140	500	0.04	E-31







MOSFET

Part Number	I_D (A)	V_{DSS} (V)	$R_{DS(on)}$ (Ω)	Case Outline
-------------	-----------	---------------	---------------------------	--------------

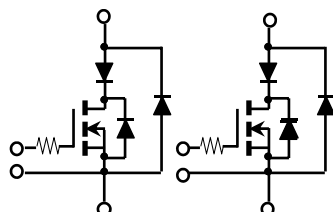
P2HM-L












E-22

 P2H4M440L	30	500	0.21	E-22
 P2H4M441L	30	450	0.21	E-22
 P2H7M440L	50	500	0.12	E-22
 P2H7M441L	50	450	0.12	E-22
 P2H10M440L	70	500	0.085	E-22
 P2H10M441L	70	450	0.085	E-22

P2HM-H



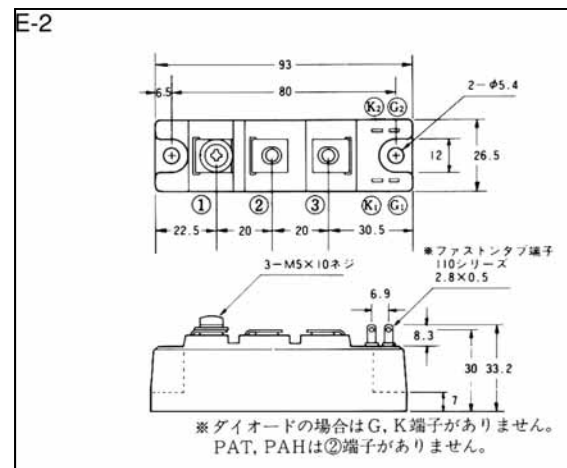
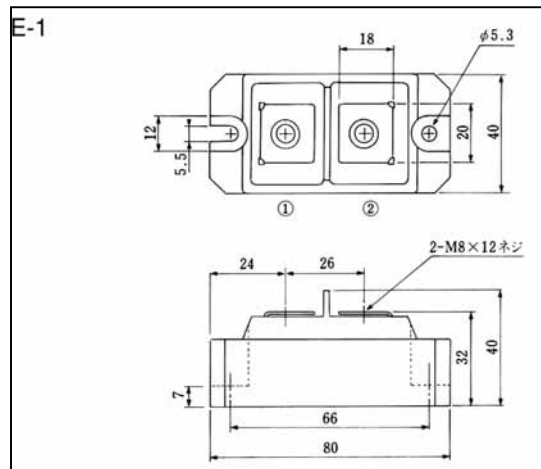
E-22

 P2H4M440H	30	500	0.21	E-22
 P2H4M441H	30	450	0.21	E-22
 P2H7M440H	50	500	0.12	E-22
 P2H7M441H	50	450	0.12	E-22
 P2H10M440H	85	500	0.085	E-22
 P2H10M441H	85	450	0.085	E-22
 P2HM505HA	50	500	0.12	E-22
 P2HM755HA	75	500	0.076	E-22
 P2HM1102H	110	250	0.033	E-22

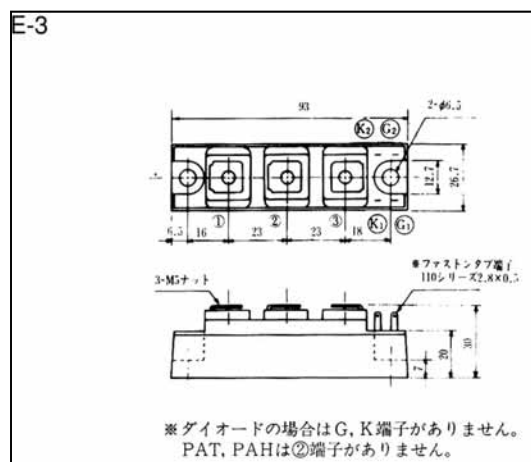


PACKAGES
AND
OUTLINES

Outline




Diode modules have no G and K terminals.
PAT and PAH have no center terminal.



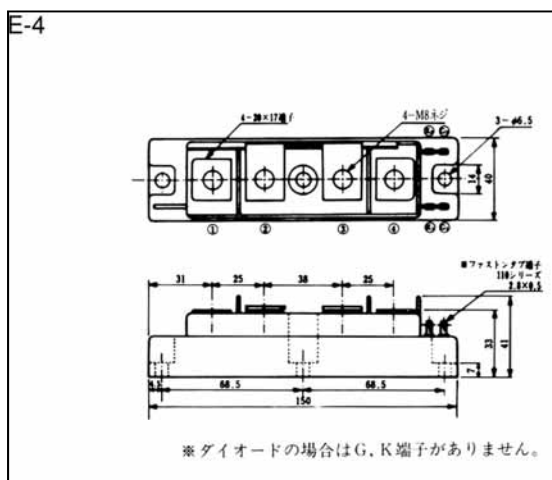
Diode modules have no G and K terminals.
PAT and PAH have no center terminal.

Outline




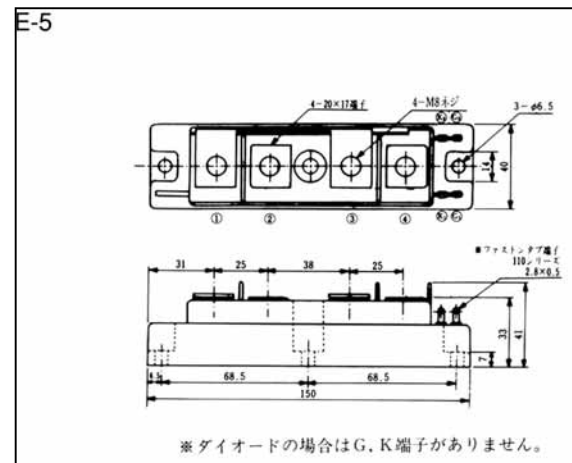
E-4

Diode modules have no G and K terminals.



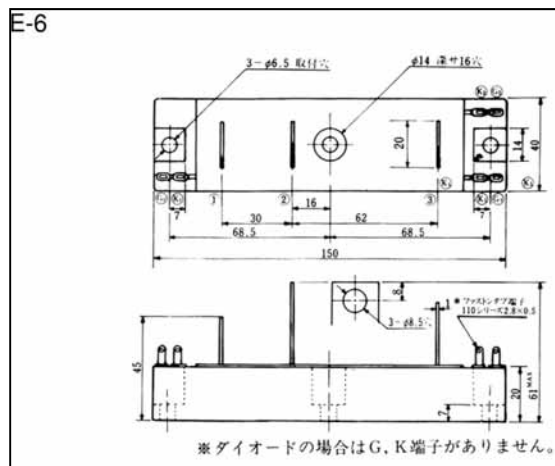
E-5

Diode modules have no G and K terminals.



E-6


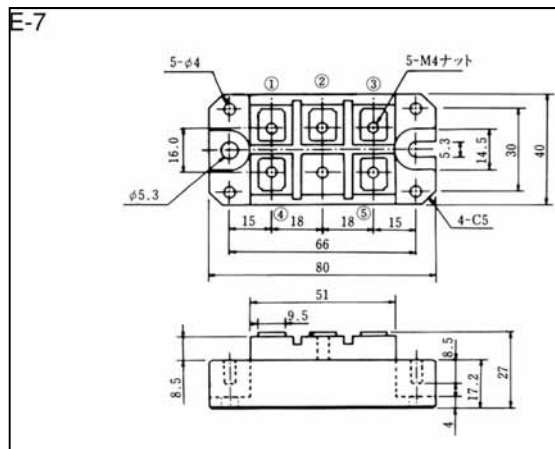
Diode modules have no G and K terminals.



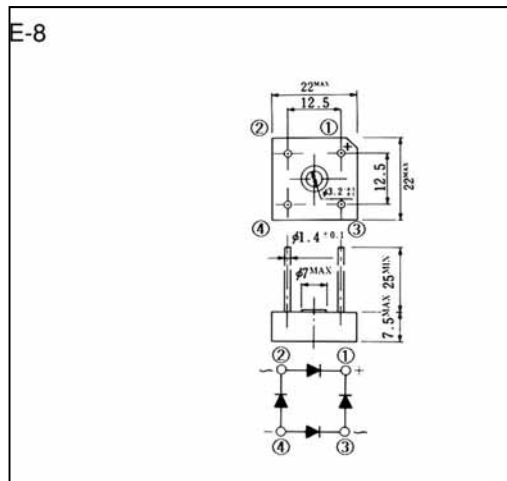
Outline



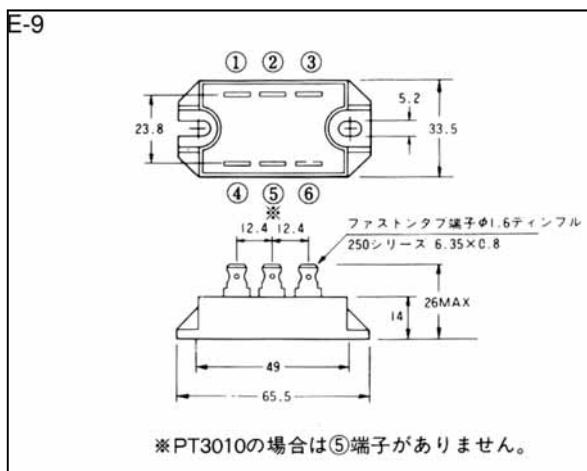
E-7



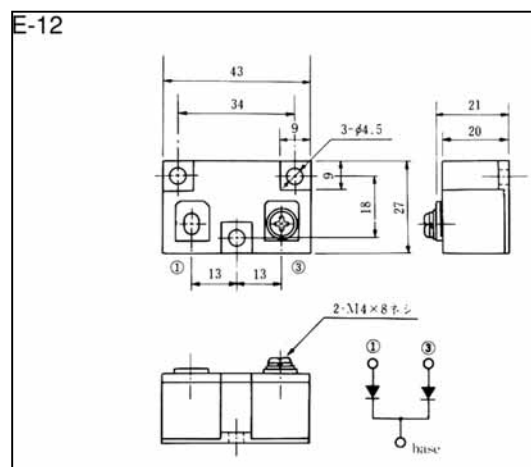

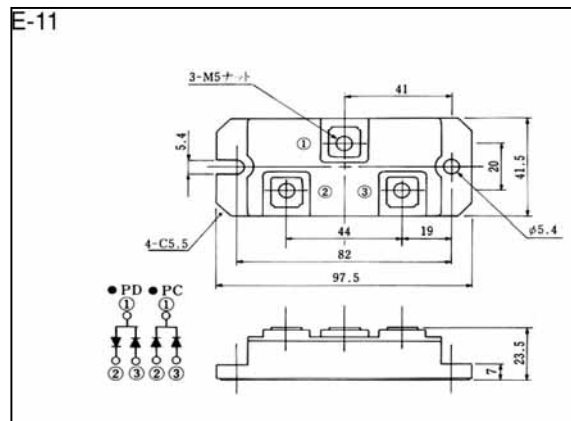
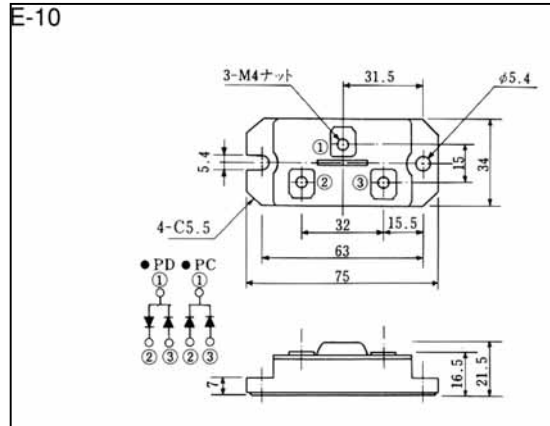
E-8




E-9




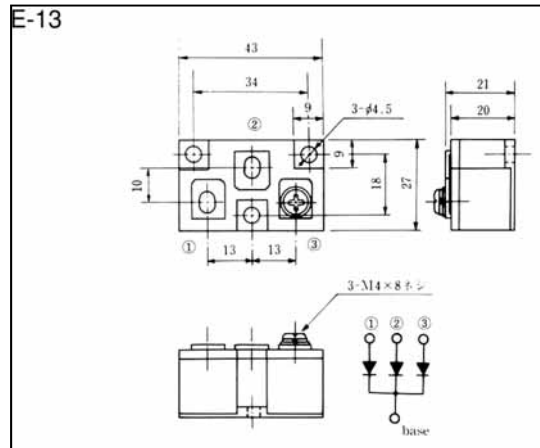
Outline




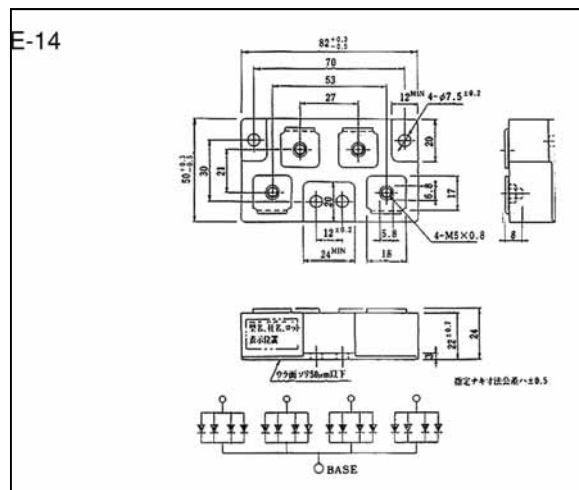
Outline



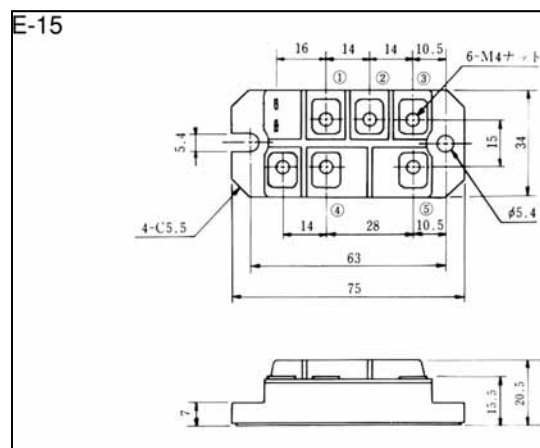
E-13



E-14



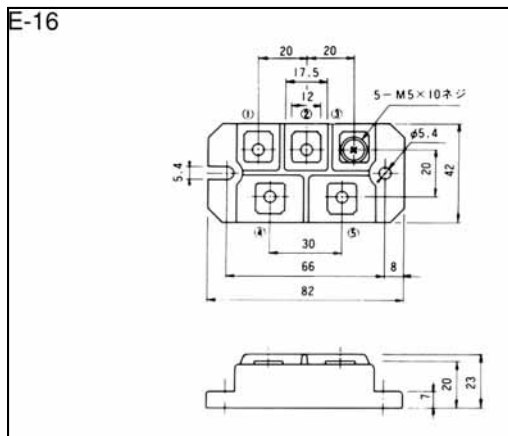
E-15



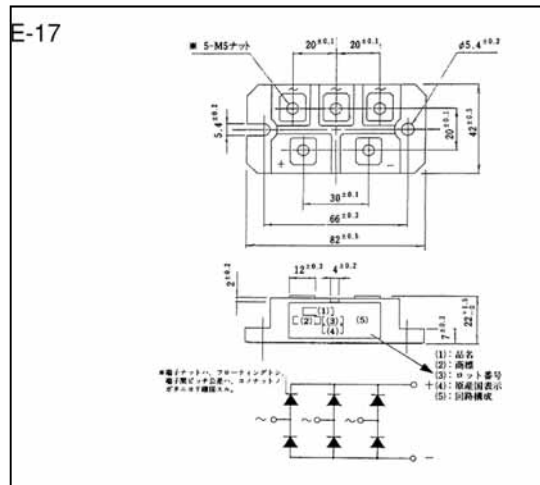
Outline



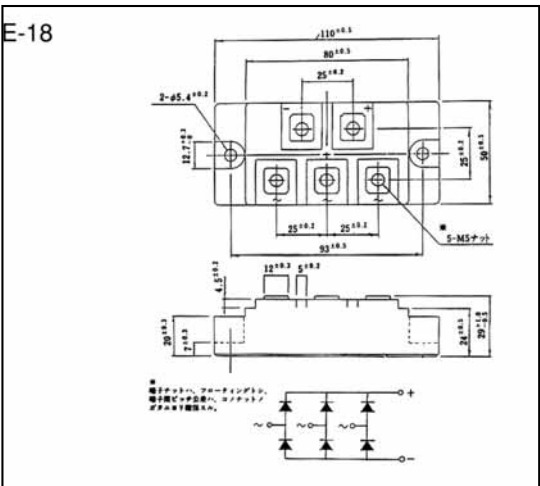
E-16



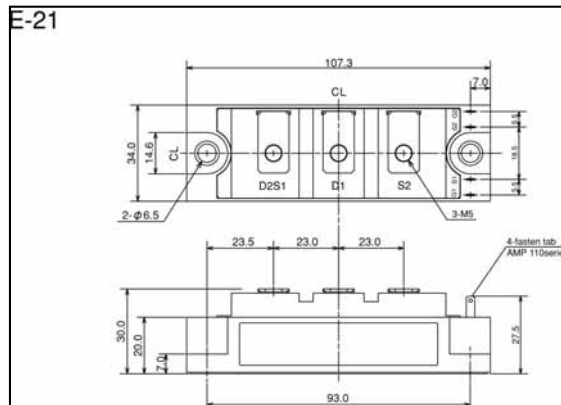
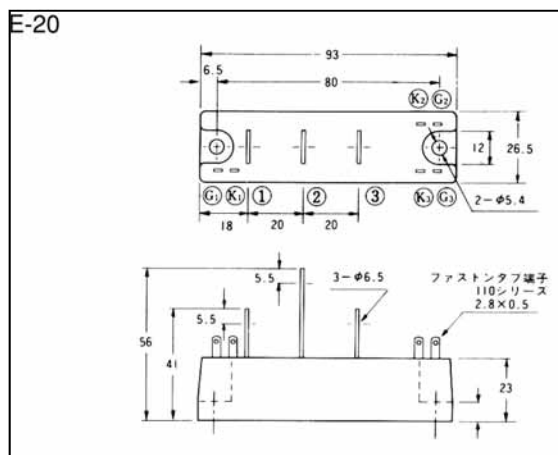

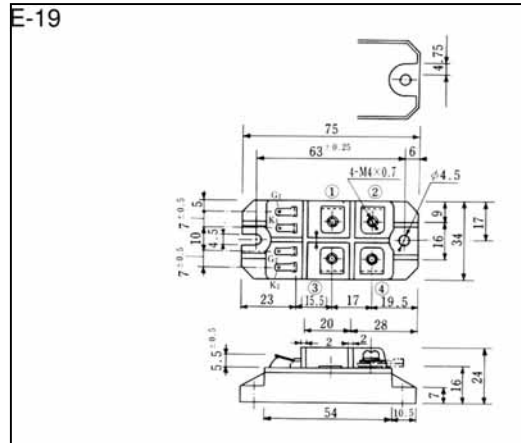

E-17



E-18



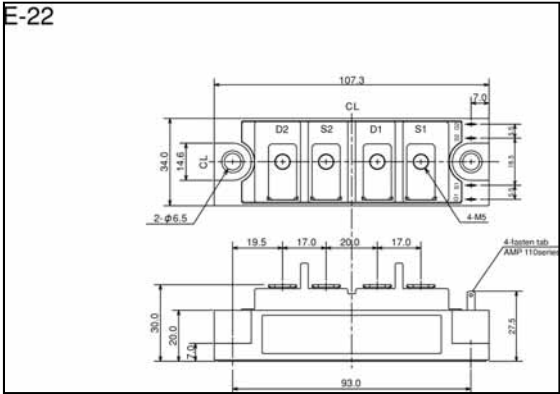
Outline



Outline



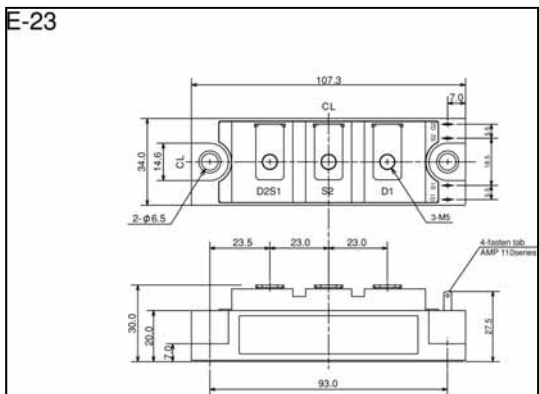
E-22



E-22



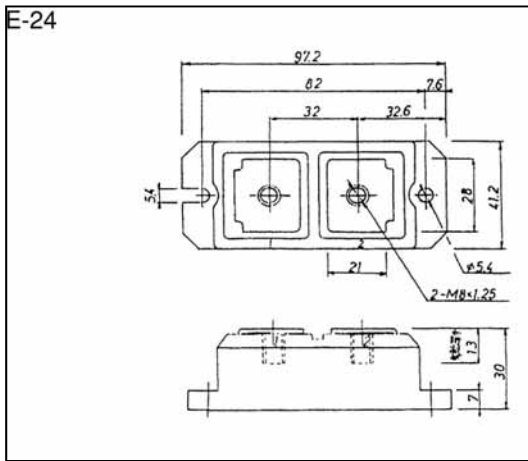
E-23



E-23



E-24

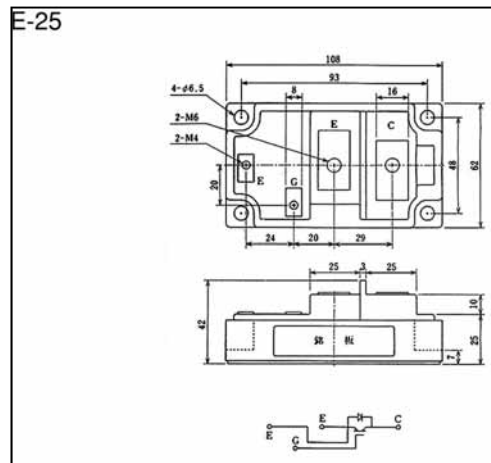


E-24

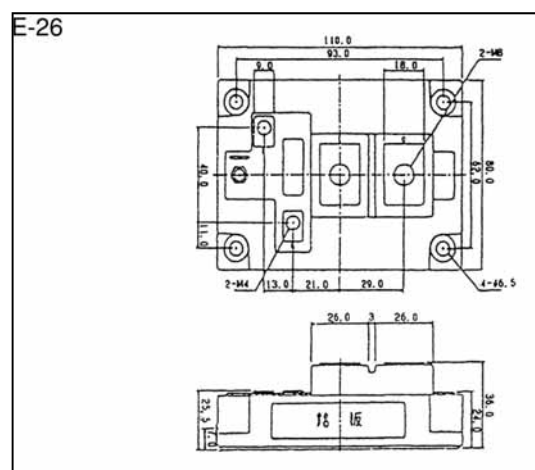
Outline



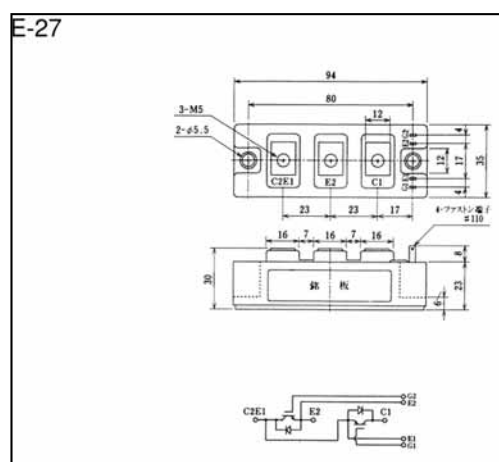
E-25



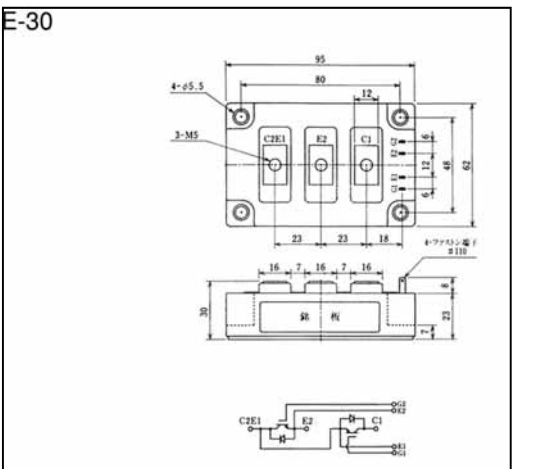
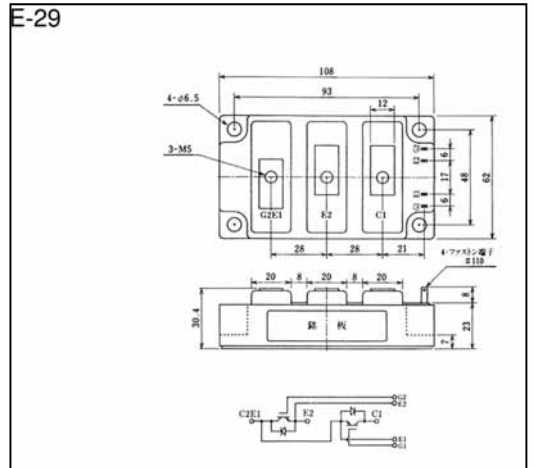
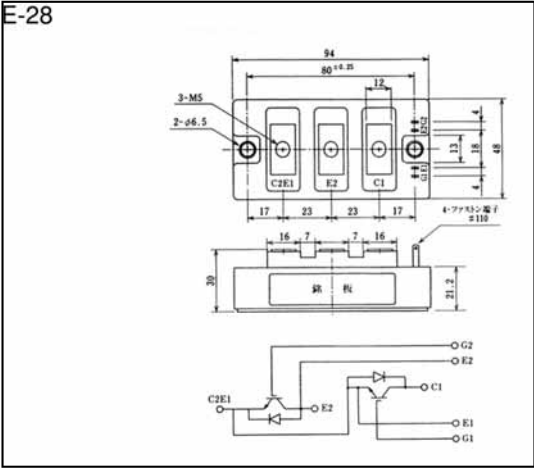
E-26



E-27

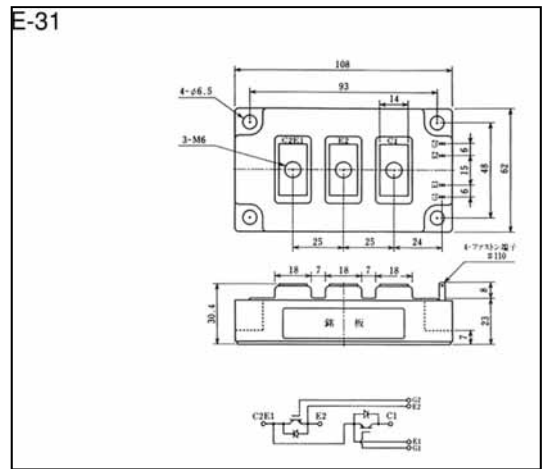



Outline

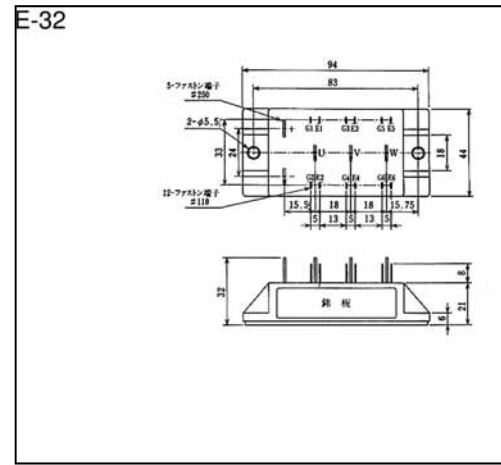



Outline

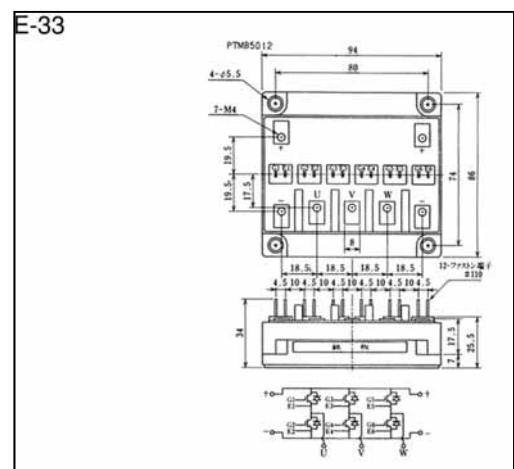
E-31



E-32



E-33

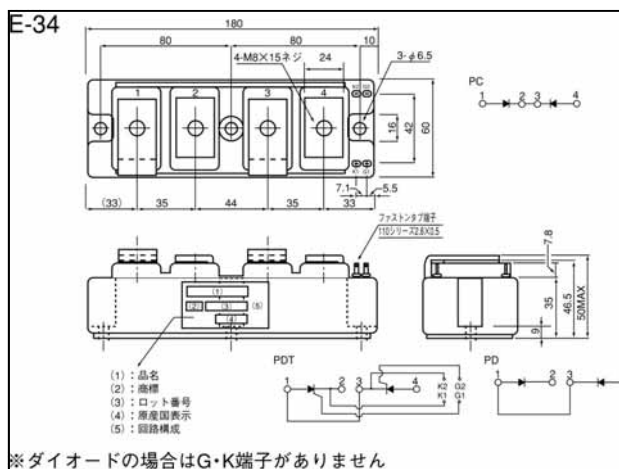


Outline



E-34

Diode modules have no G and K terminals.

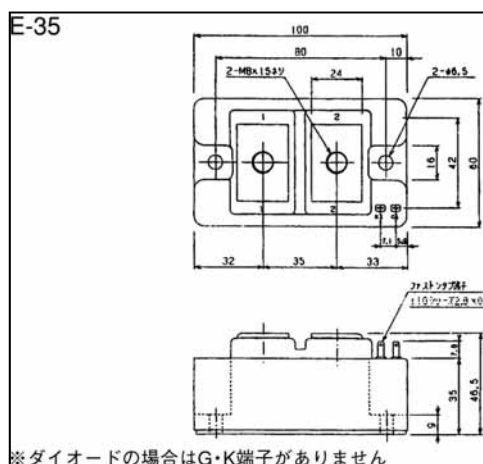


※ダイオードの場合はG・K端子がありません




E-35

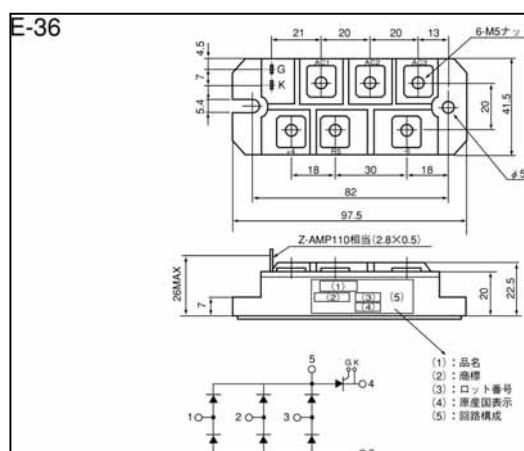
Diode modules have no G and K terminals.



※ダイオードの場合はG・K端子がありません



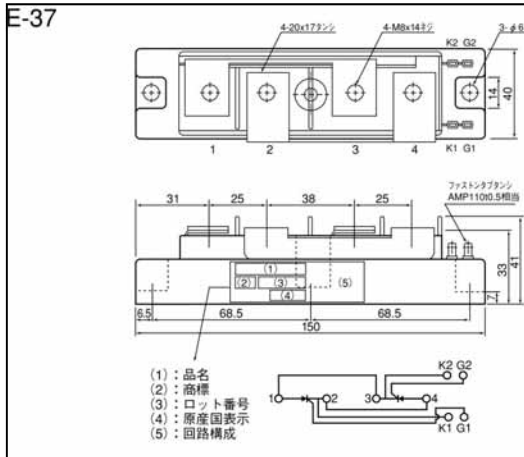
E-36



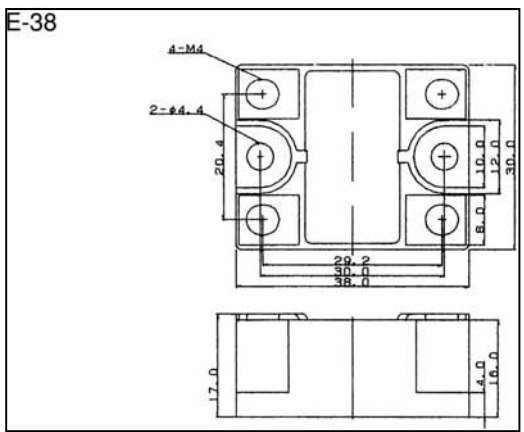
Outline



E-37



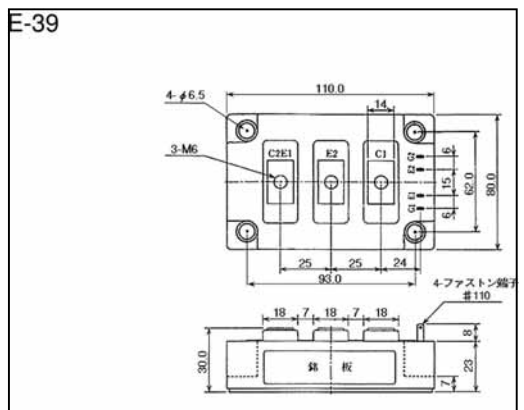
E-38



E-38

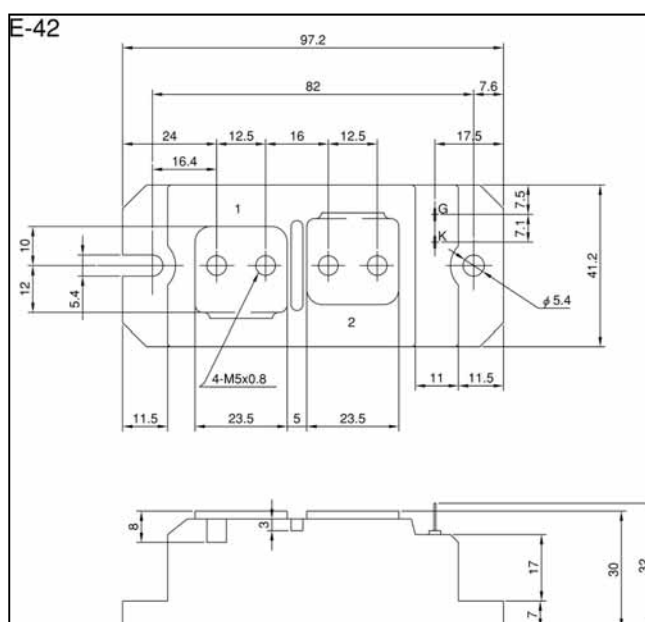
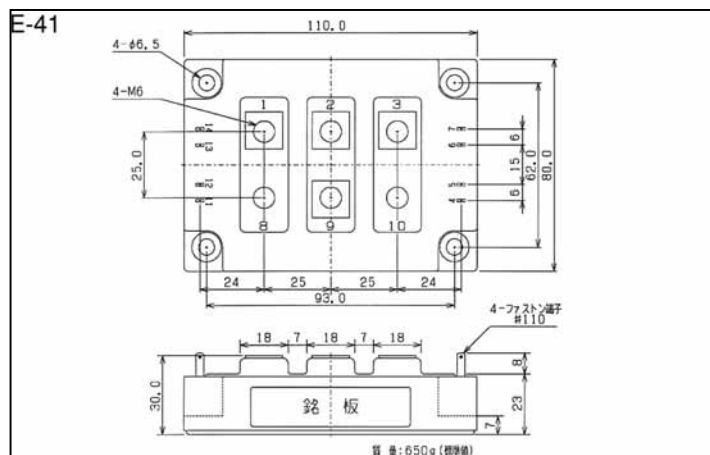
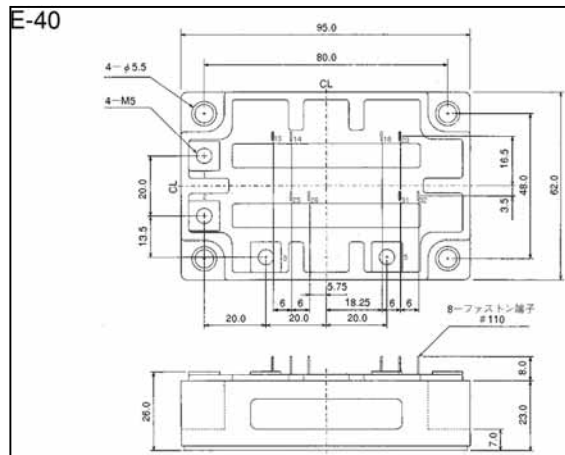


E-39

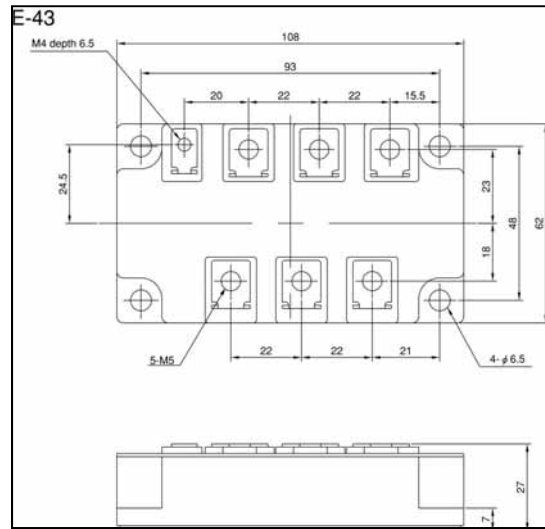


E-39

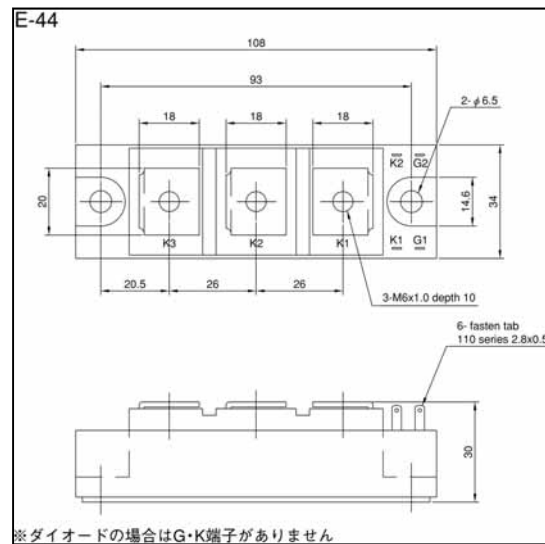
Outline



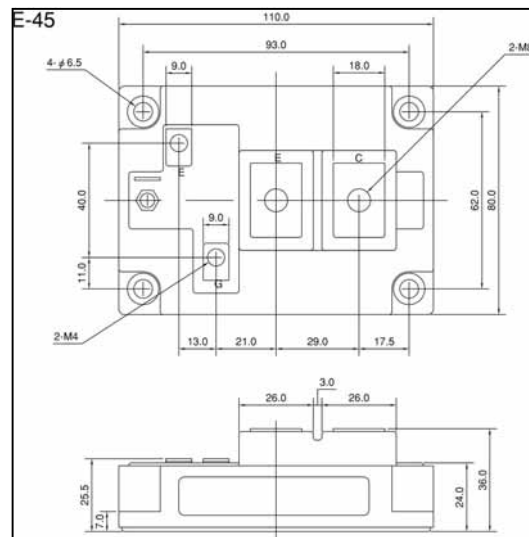
Outline



Diode modules have no G and K terminals.



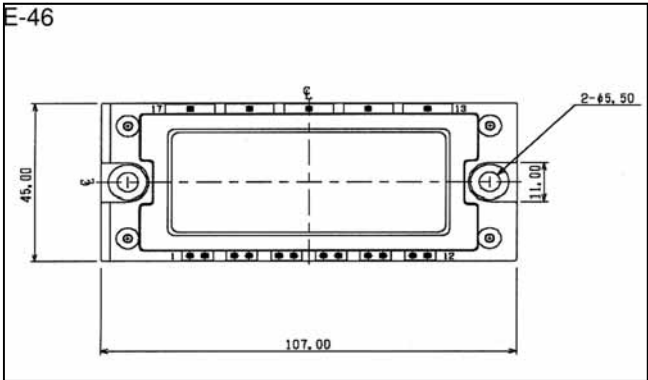
※ダイオードの場合はG・K端子がありません



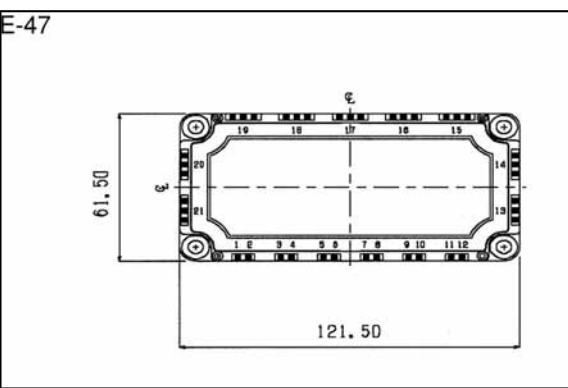
Outline



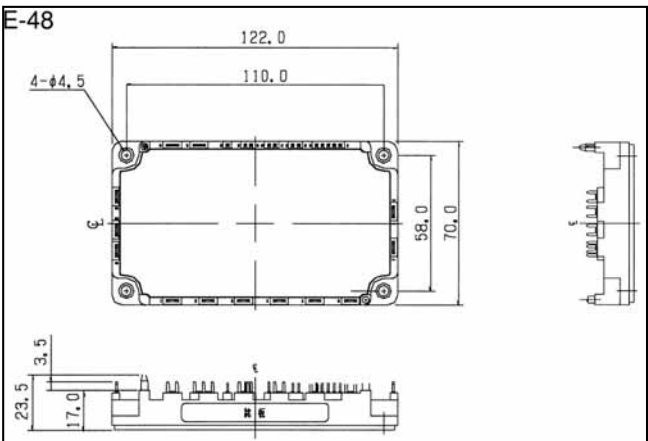
E-46



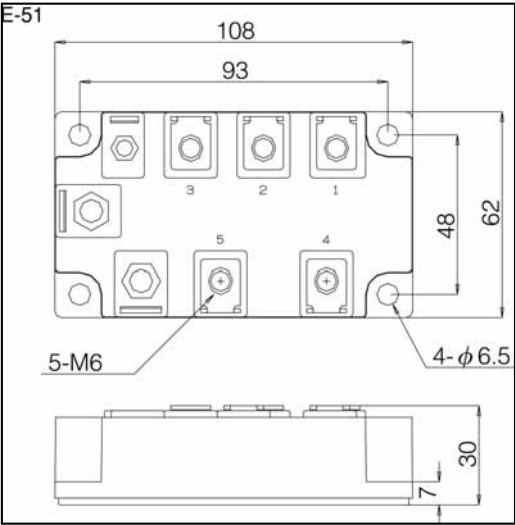
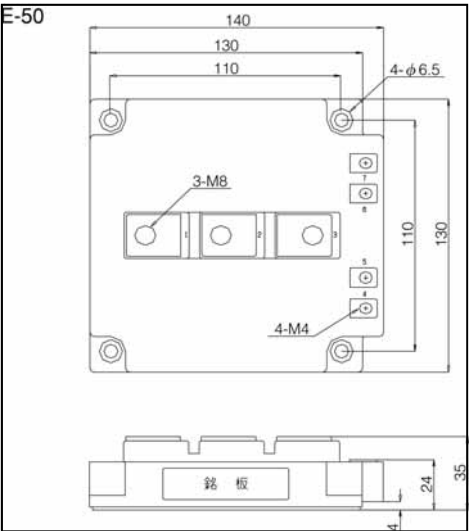

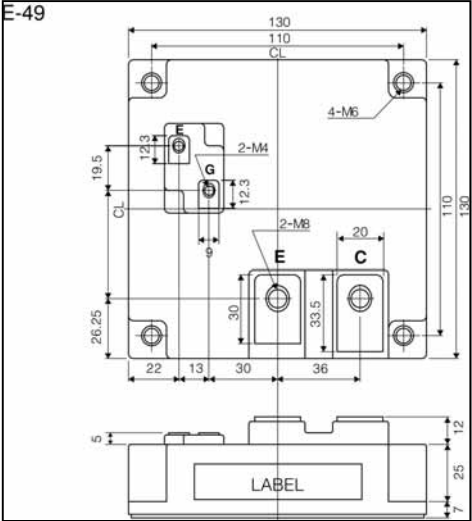
E-47



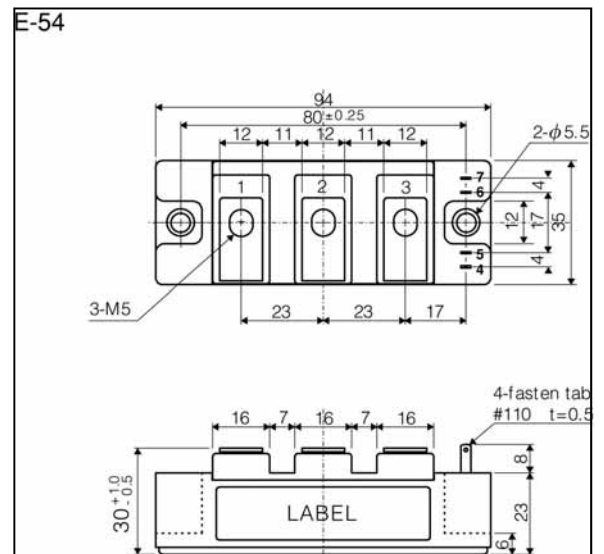
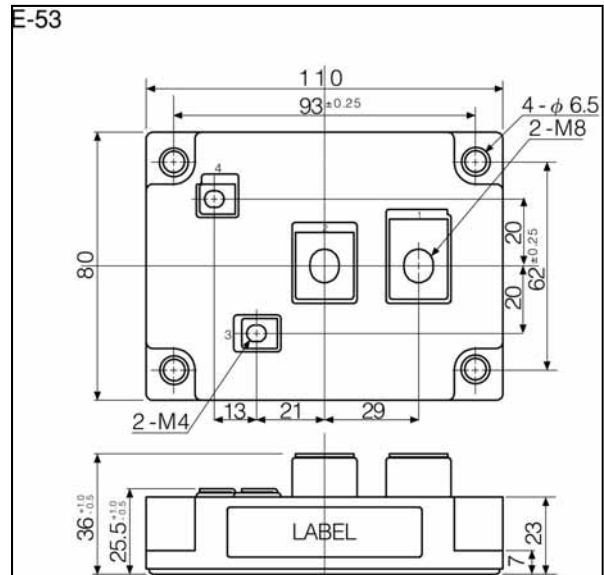
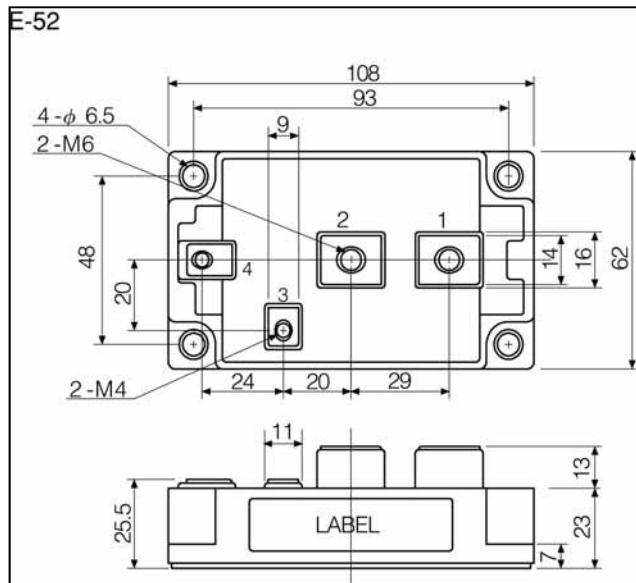
E-48



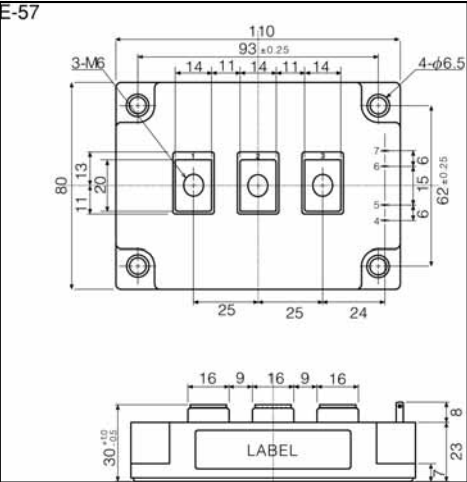
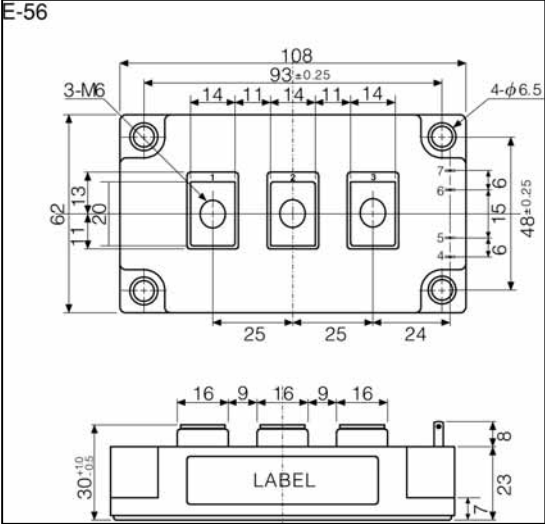
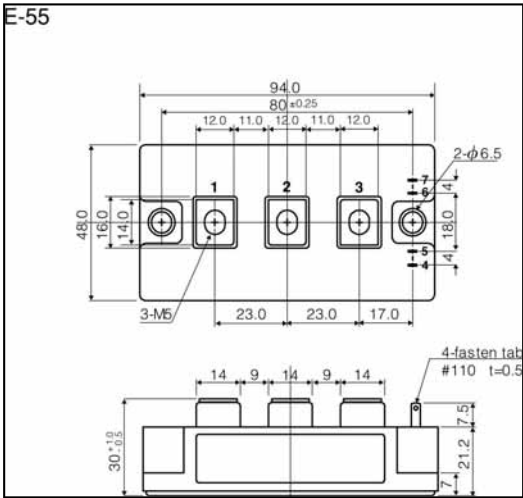
Outline



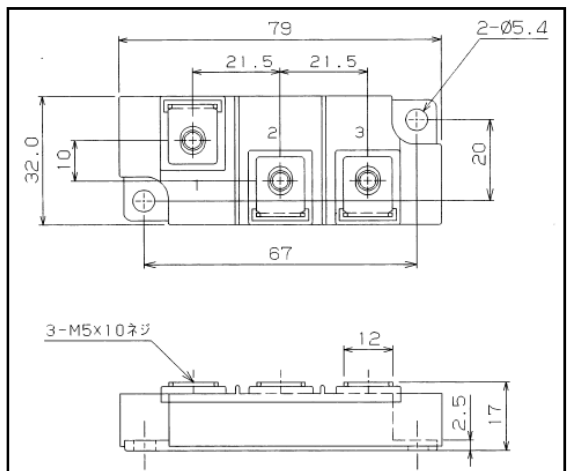
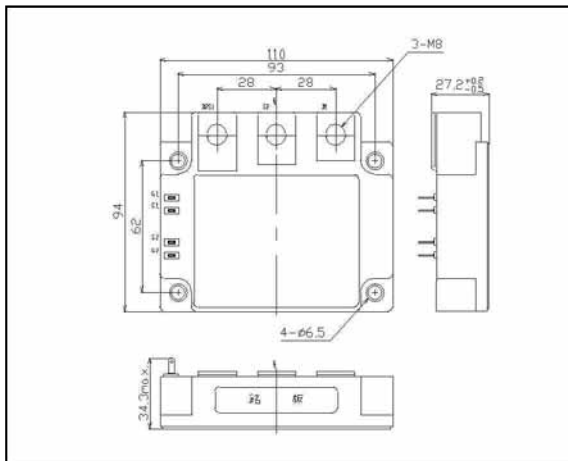
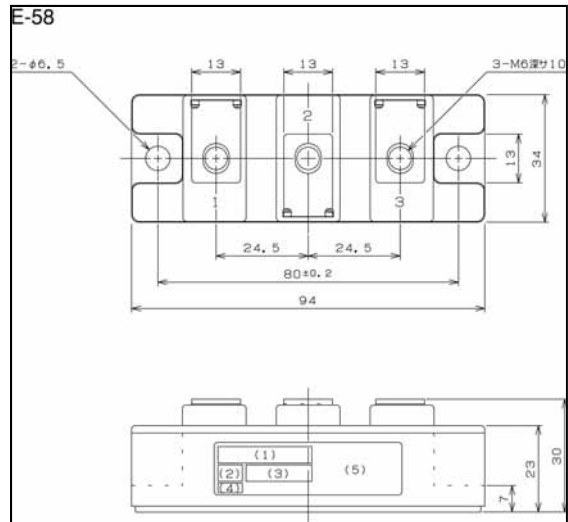
Outline



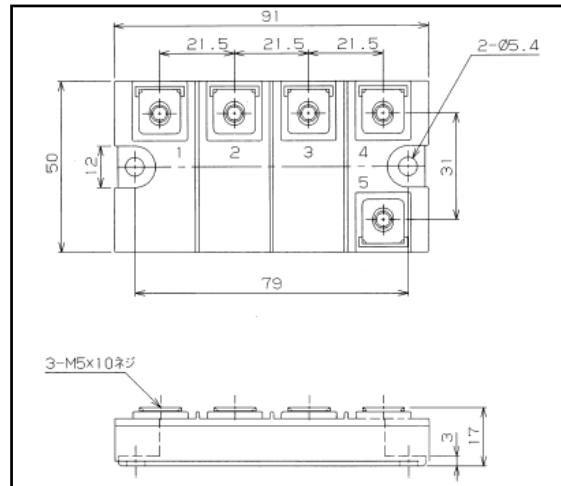
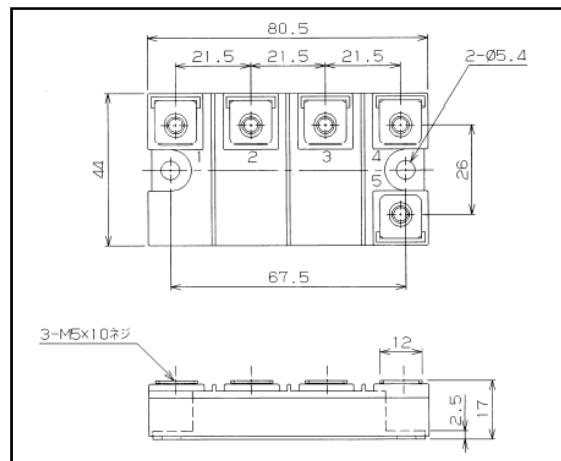
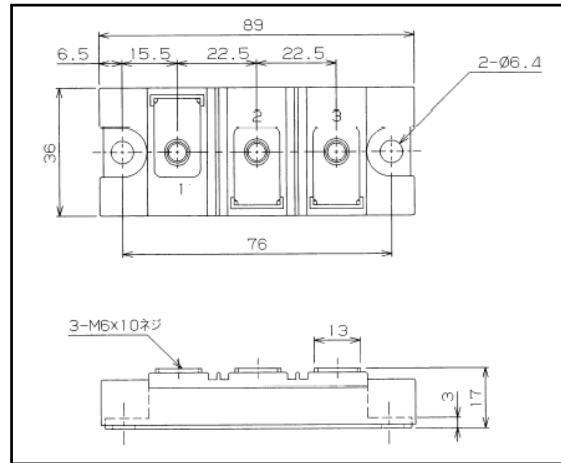
Outline



Outline



Outline



Outline

