

High Voltage MegaMOS™ FETs

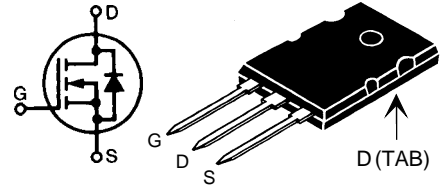
IXTK 21N100
IXTN 21N100

$V_{DSS} = 1000\text{ V}$
 $I_{D25} = 21\text{ A}$
 $R_{DS(on)} = 0.55\ \Omega$

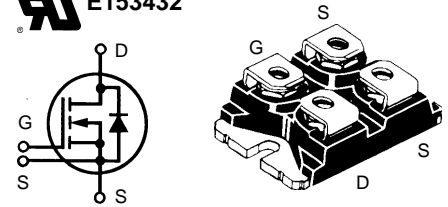
N-Channel, Enhancement Mode

| Symbol | Test Conditions | Maximum Ratings | | |
|---------------|--|-----------------|------------------|------------------------|
| | | IXTK | IXTN | |
| V_{DSS} | $T_J = 25^\circ\text{C}$ to 150°C | 1000 | 1000 | V |
| V_{DGR} | $T_J = 25^\circ\text{C}$ to 150°C ; $R_{GS} = 1\text{ M}\Omega$ | 1000 | 1000 | V |
| V_{GS} | Continuous | ± 20 | ± 20 | V |
| V_{GSM} | Transient | ± 30 | ± 30 | V |
| I_{D25} | $T_C = 25^\circ\text{C}$, Chip capability | 21 | 21 | A |
| I_{DM} | $T_C = 25^\circ\text{C}$, pulse width limited by T_{JM} | 84 | 84 | A |
| P_D | $T_C = 25^\circ\text{C}$ | 500 | 520 | W |
| T_J | | -55 ... +150 | | $^\circ\text{C}$ |
| T_{JM} | | | 150 | $^\circ\text{C}$ |
| T_{stg} | | -55 ... +150 | | $^\circ\text{C}$ |
| T_L | 1.6 mm (0.063 in) from case for 10 s | 300 | - | $^\circ\text{C}$ |
| V_{ISOL} | 50/60 Hz, RMS $t = 1\text{ min}$ $I_{ISOL} \leq 1\text{ mA}$ $t = 1\text{ s}$ | - | 2500 3000 | V~ V~ |
| M_d | Mounting torque Terminal connection torque | 0.9/6 - | 1.5/13 1.5/13 | Nm/lb.in. Nm/lb.in. |
| Weight | | 10 | 30 | g |

TO-264 AA (IXTK)



miniBLOC, SOT-227 B
E153432



G = Gate
S = Source
D = Drain
TAB = Drain
Either Source terminal at miniBLOC can be used as Main or Kelvin Source

Features

- International standard packages
- JEDEC TO-264, epoxy meet UL 94 V-0 flammability classification
- miniBLOC, (ISOTOP-compatible) with Aluminium nitride isolation
- Low $R_{DS(on)}$ HDMOS™ process
- Rugged polysilicon gate cell structure
- Low package inductance

Applications

- DC-DC converters
- Synchronous rectification
- Battery chargers
- Switched-mode and resonant-mode power supplies
- DC choppers
- Temperature and lighting controls

Advantages

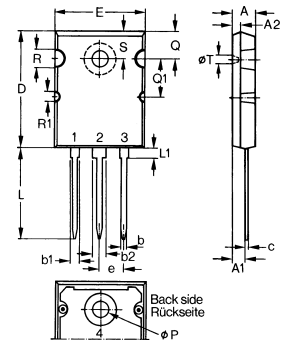
- Easy to mount
- Space savings
- High power density

| Symbol | Test Conditions | Characteristic Values ($T_J = 25^\circ\text{C}$, unless otherwise specified) | | |
|--------------|---|---|------|---------------------------|
| | | min. | typ. | max. |
| V_{DSS} | $V_{GS} = 0\text{ V}$, $I_D = 6\text{ mA}$ | 1000 | | V |
| $V_{GH(th)}$ | $V_{DS} = V_{GS}$, $I_D = 500\ \mu\text{A}$ | 2 | | 4.5 V |
| I_{GSS} | $V_{GS} = \pm 20\text{ V}_{DC}$, $V_{DS} = 0$ | | | $\pm 200\text{ nA}$ |
| I_{DSS} | $V_{DS} = 0.8 \cdot V_{DSS}$ $V_{GS} = 0\text{ V}$ | | | 500 μA 2 mA |
| $R_{DS(on)}$ | $V_{GS} = 10\text{ V}$, $I_D = 0.5 \cdot I_{D25}$ Pulse test, $t \leq 300\ \mu\text{s}$, duty cycle $d \leq 2\%$ | | | 0.55 Ω |

| Symbol | Test Conditions | Characteristic Values ($T_J = 25^\circ\text{C}$, unless otherwise specified) | | |
|--------------|--|---|------|------|
| | | min. | typ. | max. |
| g_{fs} | $V_{DS} = 10\text{ V}; I_D = 0.5 \cdot I_{D25}$, pulse test | | 24 | S |
| C_{iss} | $V_{GS} = 0\text{ V}, V_{DS} = 25\text{ V}, f = 1\text{ MHz}$ | | 8400 | pF |
| C_{oss} | | | 630 | pF |
| C_{rss} | | | 110 | pF |
| $t_{d(on)}$ | $V_{GS} = 10\text{ V}, V_{DS} = 0.5 \cdot V_{DSS}, I_D = 0.5 \cdot I_{D25}$ $R_G = 1\ \Omega$ (External), | | 30 | ns |
| t_r | | | 50 | ns |
| $t_{d(off)}$ | | | 100 | ns |
| t_f | | | 40 | ns |
| $Q_{g(on)}$ | $V_{GS} = 10\text{ V}, V_{DS} = 0.5 \cdot V_{DSS}, I_D = 0.5 \cdot I_{D25}$ | | 250 | nC |
| Q_{gs} | | | 60 | nC |
| Q_{gd} | | | 100 | nC |
| R_{thJC} | TO-264AA | | 0.25 | K/W |
| R_{thCK} | TO-264AA | | 0.15 | K/W |
| R_{thJC} | miniBLOC, SOT-227 B | | 0.24 | K/W |
| R_{thCK} | miniBLOC, SOT-227 B | | 0.05 | K/W |

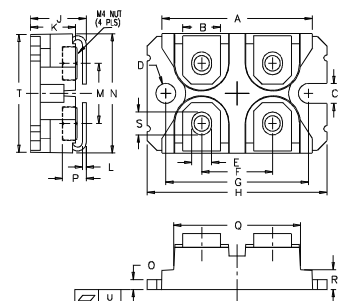
| Symbol | Test Conditions | Characteristic Values ($T_J = 25^\circ\text{C}$, unless otherwise specified) | | |
|----------|---|---|------|-------|
| | | min. | typ. | max. |
| I_S | $V_{GS} = 0\text{ V}$ | | | 21 A |
| I_{SM} | Repetitive; pulse width limited by T_{JM} | | | 84 A |
| V_{SD} | $I_F = I_S, V_{GS} = 0\text{ V}$, Pulse test, $t \leq 300\ \mu\text{s}$, duty cycle $d \leq 2\%$ | | | 1.5 V |
| t_{rr} | $I_F = I_S, -di/dt = 100\text{ A}/\mu\text{s}, V_R = 100\text{ V}$ | | 1000 | ns |
| I_{RM} | | | 20 | A |

TO-264 AA Outline



| Dim. | Millimeter | | Inches | |
|------|------------|-------|----------|-------|
| | Min. | Max. | Min. | Max. |
| A | 4.82 | 5.13 | .190 | .202 |
| A1 | 2.54 | 2.89 | .100 | .114 |
| A2 | 2.00 | 2.10 | .079 | .083 |
| b | 1.12 | 1.42 | .044 | .056 |
| b1 | 2.39 | 2.69 | .094 | .106 |
| b2 | 2.90 | 3.09 | .114 | .122 |
| c | 0.53 | 0.83 | .021 | .033 |
| D | 25.91 | 26.16 | 1.020 | 1.030 |
| E | 19.81 | 19.96 | .780 | .786 |
| e | 5.46 BSC | | .215 BSC | |
| J | 0.00 | 0.25 | .000 | .010 |
| K | 0.00 | 0.25 | .000 | .010 |
| L | 20.32 | 20.83 | .800 | .820 |
| L1 | 2.29 | 2.59 | .090 | .102 |
| P | 3.17 | 3.66 | .125 | .144 |
| Q | 6.07 | 6.27 | .239 | .247 |
| Q1 | 8.38 | 8.69 | .330 | .342 |
| R | 3.81 | 4.32 | .150 | .170 |
| R1 | 1.78 | 2.29 | .070 | .090 |
| S | 6.04 | 6.30 | .238 | .248 |
| T | 1.57 | 1.83 | .062 | .072 |

miniBLOC, SOT-227 B



M4 screws (4x) supplied

| Dim. | Millimeter | | Inches | |
|------|------------|-------|--------|-------|
| | Min. | Max. | Min. | Max. |
| A | 31.50 | 31.88 | 1.240 | 1.255 |
| B | 7.80 | 8.20 | 0.307 | 0.323 |
| C | 4.09 | 4.29 | 0.161 | 0.169 |
| D | 4.09 | 4.29 | 0.161 | 0.169 |
| E | 4.09 | 4.29 | 0.161 | 0.169 |
| F | 14.91 | 15.11 | 0.587 | 0.595 |
| G | 30.12 | 30.30 | 1.186 | 1.193 |
| H | 38.00 | 38.23 | 1.496 | 1.505 |
| J | 11.68 | 12.22 | 0.460 | 0.481 |
| K | 8.92 | 9.60 | 0.351 | 0.378 |
| L | 0.76 | 0.84 | 0.030 | 0.033 |
| M | 12.60 | 12.85 | 0.496 | 0.506 |
| N | 25.15 | 25.42 | 0.990 | 1.001 |
| O | 1.98 | 2.13 | 0.078 | 0.084 |
| P | 4.95 | 5.97 | 0.195 | 0.235 |
| Q | 26.54 | 26.90 | 1.045 | 1.059 |
| R | 3.94 | 4.42 | 0.155 | 0.174 |
| S | 4.72 | 4.85 | 0.186 | 0.191 |
| T | 24.59 | 25.07 | 0.968 | 0.987 |
| U | -0.05 | 0.1 | -0.002 | 0.004 |