

- Zero Voltage and Random Turn-On Switching
- SCR Output
- Industry Standard Package
- Panel Mount

Two totally independent AC output relays come in a single standard panel-mount package. Utilizing an AC switch output with internal snubber, relays provide greater protection against false triggering. Model choices include zero-voltage or random turn-on (phase controllable) switching.

Manufactured in Crydom's ISO 9001 Certified facility for optimum product performance and reliability.

MODEL NUMBERS	D2425D D2425DE	D2440D D2440DE	H12D4825D H12D4825DE	H12D4840D H12D4840DE
OUTPUT SPECIFICATIONS ①				
Operating Voltage (47-63 Hz) [Vrms]	24-280	24-280	48-530	48-530
Load Current Range ③ [Arms]	.15-25	.15-40	.15-25	.15-40
Transient Overvoltage [Vpk]	600	600	1200	1200
Max. Surge Current, (16.6ms) [Apk]	250	625	250	625
Max. On-State Voltage Drop @ Rated Current [Vpk]	1.6	1.6	1.6	1.6
Thermal Resistance Junction to Case (R _{qJC}) [°C/W] ①	1.02	.63	1.02	.63
Maximum I ² t for Fusing, (8.3 msec.) [A ² sec]	260	1620	260	1620
Max. Off-State Leakage Current @ Rated Voltage [mArms]	10	10	10	10
Min. Off-State dv/dt @ Max. Rated Voltage [V/μsec] ②	500	500	500	500
Max. Turn-On Time ④	1/2 cycle	1/2 cycle	1/2 cycle	1/2 cycle
Max. Turn-Off Time	1/2 cycle	1/2 cycle	1/2 cycle	1/2 cycle
Power Factor (Min.) with Max. Load	0.5	0.5	0.5	0.5
INPUT SPECIFICATIONS ①	D24XXD		H12D48XXD	E-SUFFIX
Control Voltage Range	4-15Vdc		4-15Vdc	15-32Vdc
Max. Turn-On Voltage	4.0 Vdc		4.0 Vdc	15 Vdc
Min. Turn-Off Voltage	1.0 Vdc		1.0 Vdc	1.0 Vdc
Nominal Input Impedance	300 Ohms		240 Ohms	1500 Ohms
Typical Input Current @ 5Vdc (@ 24Vdc for E-Suffix)	13mA		13mA	15mA

GENERAL NOTES

- ① All parameters at 25°C and per section unless otherwise specified.
- ② Off-State dv/dt test method per EIA/NARM standard RS-443, paragraph 13.11.1
- ③ Heat sinking required, for derating curves see page 2.
- ④ Turn-on time for random turn-on (-10) versions is 0.1 msec.

© 2005 CRYDOM CORP, Specifications subject to change without notice.

Crydom Heat Sinks offer excellent thermal management and are perfectly matched to the load current ratings of Crydom panel mount relays. Request Crydom's Heat Sink specification sheet for all the details.

GENERAL SPECIFICATIONS

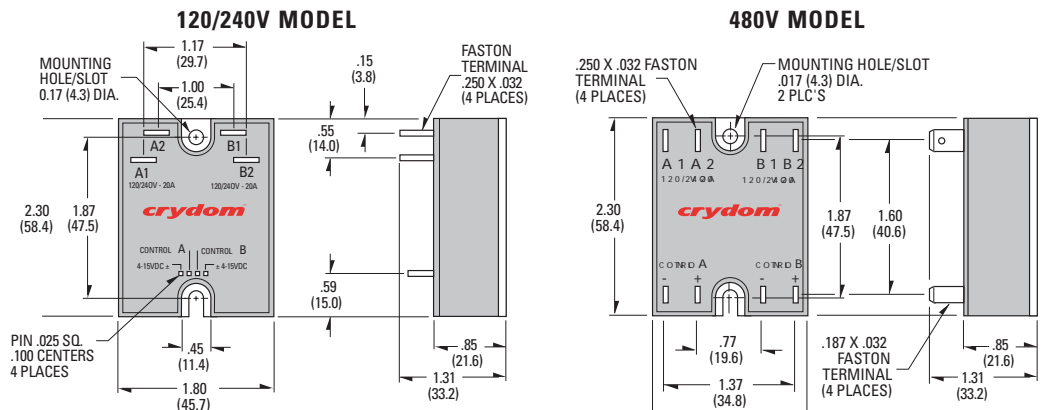
Dielectric Strength 50/60Hz Input/Output/Base	4000 Vrms
Insulation Resistance (Min.) @ 500 Vdc	10 ⁹ Ohm
Max. Capacitance Input/Output	10 pF
Ambient Operating Temperature Range	-40 to 80°C
Ambient Storage Temperature Range	-40 to 125°C

MECHANICAL SPECIFICATIONS

Weight: (typical)	3.0 oz. (86.5g)
Encapsulation:	Thermally Conductive Epoxy
Terminals:	.25" Fastons, .025" Square Pins

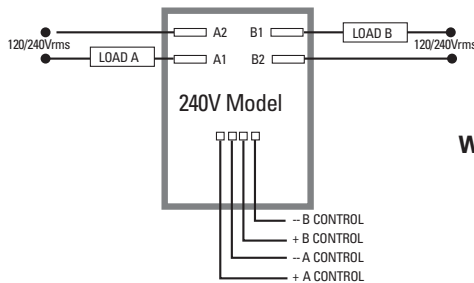
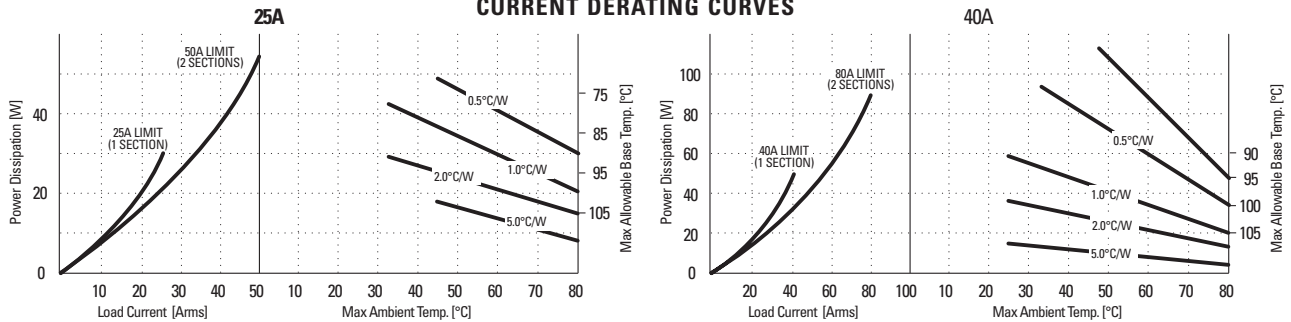
AVAILABLE OPTIONS

- 10** Random Turn-On, Phase Controllable
Example: **D2440D-10**
- E** 15-32Vdc Control
Example: **H12D4840DE**
- H** Heat Transfer Pad (Attached)
Example: **D2440DH**

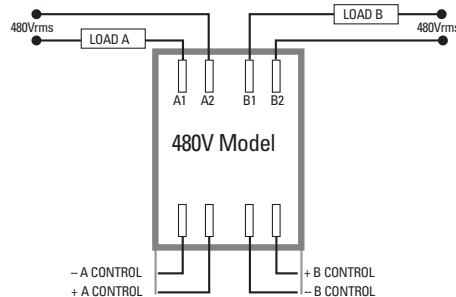


All dimensions are in inches (millimeters)

CURRENT DERATING CURVES



WIRING DIAGRAMS



APPROVALS

UL E116949
CSA LR81689 (240V only)
VDE 5902 UG



For recommended applications and more information contact:
USA: Sales Support (877) 502-5500 **Tech Support** (877) 702-7700 **FAX** (619) 710-8540
 Crydom Corp, 2320 Paseo de las Americas, Ste. 201, San Diego, CA 92154
Email: sales@crydom.com **WEB SITE:** http://www.crydom.com
UK: +44 (0)1202 365070 • **FAX** +44 (0)1202 365090 Crydom International Ltd., 7 Cobham
 Road, Ferndown Industrial Estate, Ferndown, Dorset BH21 7PE, **Email:** intsales@crydom.com.
GERMANY: +49 (0)180 3000 506

